




www.meclube.com

LUBRICATION EQUIPMENT



Catalogue 01/2022



Company

MECLUBE is an industrial company that manufactures lubrication equipment for every specific requirement, giving best collaboration to the customers and working to grow with them. MECLUBE is a young and dynamic company, but it has already all the know-how and the experience of qualified personnel, and its main targets are the service to the customer (especially the post-sale assistance) and the quality: it is already operating with the necessary quality standards to achieve the ISO 9001:2015 certification. MECLUBE is a constantly developing company: new products are in project to improve and facilitate the work in the automotive garages.

Service

Our company is able to offer to all our customers items of high quality and availability. It has a modern and innovative equipment of project, a lot of machines with a huge productive potential, a wide range of stamps, manufacturing cycles, tools, test and assembly machinery. Our customers represent the most important patrimony of MECLUBE. We are convinced that people make the difference, and we are at their disposal to start a relationship of growth and innovation, always having in mind the only possible result: the best one.

Test room





Fully Italian production

MECLUBE gives to all its customers the availability of a global service, assured by a wide range of products. The excellent relation between quality/price and the respect of the delivery time make our company an ideal partner. Thanks to the high flexibility of our modalities of production we are able to establish an exceptional relation with our customers that comes true in the customization, in the colour, in the brand of the company on the standard range of our products. Our purchase cycle becomes complete with a speedy and qualified assistance service.





GRASS DISTRIBUTION

page 3



OIL DISTRIBUTION

page 63



ANTI-FREEZE WINDSCREEN LIQUID DISTRIBUTION page 165



BRAKE BLEEDERS

page 173



AIR-OPERATED DOUBLE DIAPHRAGM PUMPS page 181



TROLLEYS FOR DRUMS

page 225



EXHAUSTED OIL ASPIRATORS

page 231



EXHAUSTED OIL DRAIN UNITS

page 249



PRESSURE SPRAYERS - WASHING

page 259



TYRE INFLATORS

page 271



HOSE REELS

page 277

GREASE DISTRIBUTION





The new **patented** air-operated grease pumps, fully designed and manufactured by MECLUBE, show remarkable operating features. They are fully made with electronic machine tools, the assembly is made with great care and the parts have been carefully tested in order to assure the best guarantee of reliability and a long life. The choice of materials and manufacturing quality make these pumps suitable to work in the worst environmental conditions.

- **Brand new fully air-operated motion reverse device, without cams and springs**
- **Reduced number of wearing parts**
- **Big quantity of grease supplied at low air consumption**
- **High operating pressure**
- **Aluminum alloy body pump with electrolytic treatment that ensures very high corrosion strength**
- **High stressed elements in Fe 420 steel**



	<p>AIR-OPERATED GREASE PUMPS</p>	<p>page 4</p>
	<p>AIR-OPERATED GREASE PUMP AND TRANSFER KITS</p>	<p>page 9</p>
	<p>AIR-OPERATED GREASE SPRAYER KITS</p>	<p>page 20</p>
	<p>ACCESSORIES FOR AIR-OPERATED PUMPS</p>	<p>page 23</p>
	<p>NOZZLES FOR GREASE PUMPS</p>	<p>page 24</p>
	<p>ACCESSORIES AND COUPLERS FOR GREASE PUMPS</p>	<p>page 28</p>
	<p>AIR-OPERATED INDUSTRIAL GREASE PUMPS</p>	<p>page 30</p>
	<p>ACCESSORIES FOR INDUSTRIAL GREASE PUMPS</p>	<p>page 42</p>
	<p>PRESSURE REGULATORS AND AIR CONNECTIONS</p>	<p>page 45</p>
	<p>MANUAL, BATTERY GREASE PUMPS AND ACCESSORIES</p>	<p>page 47</p>
	<p>HIGH PRESSURE MANUAL PUMPS TO GREASE AND FOR GREASE TRANSFER</p>	<p>page 56</p>



AIR-OPERATED GREASE PUMPS Mod. 660

COMPRESSION RATIO = 60:1

DELIVERY = 1600 g/min



Art. 010-1000-000

Air-operated grease pump R=60:1 Mod. 660

For standard drums **12-16 kg**

(shank length 410 mm)

Polyurethane seals

Art. 010-1005-000

Air-operated grease pump R=60:1 Mod. 660

For standard drums **18-30 kg**

(shank length 480 mm)

Polyurethane seals

Art. 010-1010-000

Air-operated grease pump R=60:1 Mod. 660

For standard drums **50-60 kg**

(shank length 750 mm)

Polyurethane seals

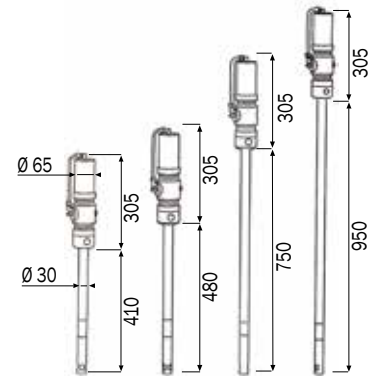
Art. 010-1015-000

Air-operated grease pump R=60:1 Mod. 660

For standard drums **180-220 kg**

(shank length 950 mm)

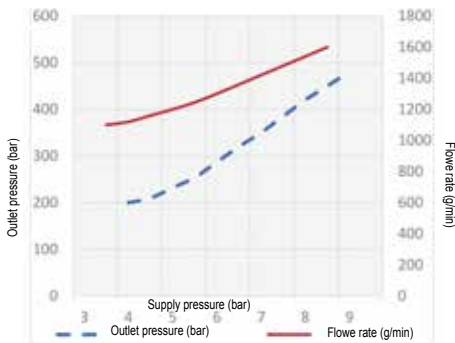
Polyurethane seals



Art.	Weight (Kg)	Volume (m³)	No.
010-1000-000	4,980	0,010	1
010-1005-000	4,900	0,010	1
010-1010-000	6,000	0,013	1
010-1015-000	6,900	0,016	1

Technical data

	010-1000-000	010-1005-000	010-1010-000	010-1015-000
Compression ratio	60:1	60:1	60:1	60:1
Max pressure supply	bar	8	8	8
Medium air consumption	l/min	130	130	130
Air inlet connection	BSP	F 1/4" G	F 1/4" G	F 1/4" G
Grease outlet connection	BSP	M 1/4" G	M 1/4" G	M 1/4" G
Grease delivery capacity 8 barg/min		1600	1600	1600
Noise	dB	76	76	76
Shank diameter	mm	30	30	30
Shank length	mm	410	480	750
For drums with capacity of	kg	12-16	18-30	50-60
			180-220	



(GREASE NLGI 1 20° C)

These pumps are suitable for the supply at high pressure of greases with viscosity up to NLGI 2 at short and long distances. The operating pressure of the grease pumps hereby may vary between a minimum of 2.5 bar and a maximum of 8 bar. In order to optimize the efficiency and the life of our air-operated pumps, we recommend to use filtered and lubricated air.

AIR-OPERATED GREASE PUMPS Mod. 670

COMPRESSION RATIO = 70:1

DELIVERY = 1100 g/min



Art. 010-1018-000

Air-operated grease pump R=70:1 Mod. 670

For standard drums **12-16 kg**

(shank length 410 mm)

Polyurethane seals

Art. 010-1020-000

Air-operated grease pump R=70:1 Mod. 670

For standard drums **18-30 kg**

(shank length 480 mm)

Polyurethane seals

Art. 010-1025-000

Air-operated grease pump R=70:1 Mod. 670

For standard drums **50-60 kg**

(shank length 750 mm)

Polyurethane seals

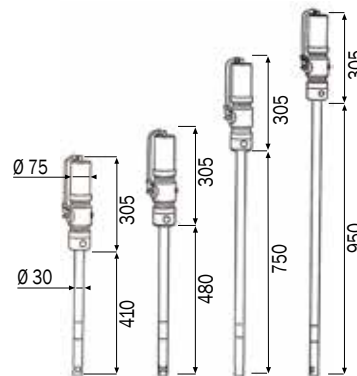
Art. 010-1030-000

Air-operated grease pump R=70:1 Mod. 670

For standard drums **180-220 kg**

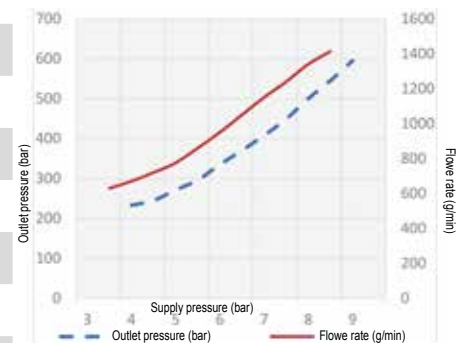
(shank length 950 mm)

Polyurethane seals



Art. No.	Weight (Kg)	Volume (m³)	No. of units
010-1018-000	5,400	0,010	1
010-1020-000	5,600	0,010	1
010-1025-000	6,800	0,013	1
010-1030-000	7,000	0,016	1

Technical data		010-1018-000	010-1020-000	010-1025-000	010-1030-000
Compression ratio		70:1	70:1	70:1	70:1
Max pressure supply	bar	8	8	8	8
Medium air consumption	l/min	150	150	150	150
Air inlet connection	BSP	F 1/4" G	F 1/4" G	F 1/4" G	F 1/4" G
Grease outlet connection	BSP	M 1/4" G	M 1/4" G	M 1/4" G	M 1/4" G
Grease delivery capacity 8 bar g/min		1100	1100	1100	1100
Noise	dB	76	76	76	76
Shank diameter	mm	30	30	30	30
Shank length	mm	410	480	750	950
For drums with capacity of	kg	12-16	18-30	50-60	180-220



(GREASE NLGI 1 20° C)

These pumps are suitable for the supply at high pressure of greases with viscosity up to NLGI 2 at short and long distances. The operating pressure of the grease pumps hereby may vary between a minimum of 2.5 bar and a maximum of 8 bar. In order to optimize the efficiency and the life of our air-operated pumps, we recommend to use filtered and lubricated air.

AIR-OPERATED GREASE PUMPS Mod. 700

COMPRESSION RATIO = 100:1

DELIVERY = 1000 g/min



Art. 010-1032-000

Air-operated grease pump R=100:1 Mod. 700

For standard drums **18-30 kg**

(shank length 480 mm)

Polyurethane seals

Art. 010-1034-000

Air-operated grease pump R=100:1 Mod. 700

For standard drums **50-60 kg**

(shank length 750 mm)

Polyurethane seals

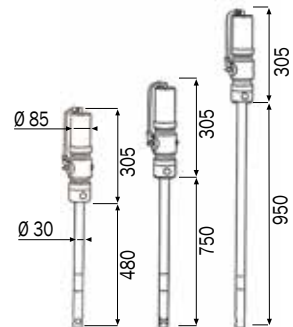
Art. 010-1035-000

Air-operated grease pump R=100:1 Mod. 700

For standard drums **180-220 kg**

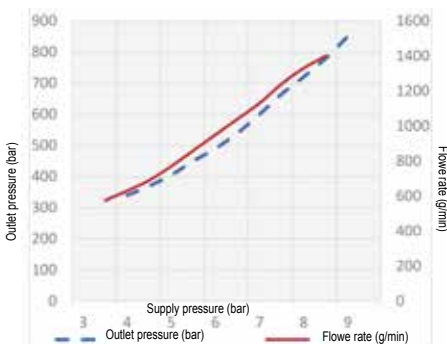
(shank length 950 mm)

Polyurethane seals



Art.	Weight (Kg)	Volume (m³)	Units
010-1032-000	5,300	0,010	1
010-1034-000	6,400	0,013	1
010-1035-000	7,200	0,016	1

Technical data		010-1032-000	010-1034-000	010-1035-000
Compression ratio		100:1	100:1	100:1
Max pressure supply	bar	8	8	8
Medium air consumption	l/min	190	190	190
Air inlet connection	BSP	F 1/4" G	F 1/4" G	F 1/4" G
Grease outlet connection	BSP	M 1/4" G	M 1/4" G	M 1/4" G
Grease delivery capacity 8 bar	g/min	1000	1000	1000
Noise	dB	79	79	79
Shank diameter	mm	30	30	30
Shank length	mm	480	750	950
For drums with capacity of	kg	18-30	50-60	180-220



(GREASE NLGI 1 20° C)

These pumps are suitable for the supply at high pressure of greases with viscosity up to NLGI 2 at short and long distances. The operating pressure of the grease pumps hereby may vary between a minimum of 2.5 bar and a maximum of 8 bar. In order to optimize the efficiency and the life of our air-operated pumps, we recommend to use filtered and lubricated air.

AIR-OPERATED TRANSFER GREASE PUMPS Mod. 614

COMPRESSION RATIO = 14:1

DELIVERY = 2000 g/min



Art. 010-1036-000

Air-operated grease pump R=14:1 Mod. 614

For standard drums **18-30 kg**

(shank length 480 mm)

Polyurethane seals

Art. 010-1038-000

Air-operated grease pump R=14:1 Mod. 614

For standard drums **50-60 kg**

(shank length 740 mm)

Polyurethane seals

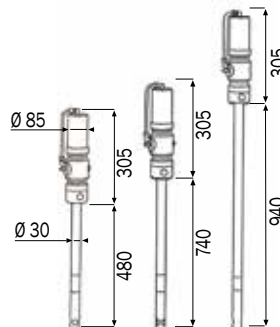
Art. 010-1040-000

Air-operated grease pump R=14:1 Mod. 614

For standard drums **180-220 kg**

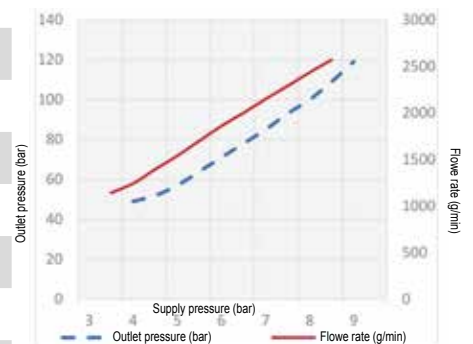
(shank length 940 mm)

Polyurethane seals




Art. No.	Weight (Kg)	Volume (m³)	Quantity (No.)
010-1036-000	4,700	0,010	1
010-1038-000	5,600	0,013	1
010-1040-000	6,100	0,016	1

Technical data		010-1036-000	010-1038-000	010-1040-000
Compression ratio		14:1	14:1	14:1
Max pressure supply	bar	8	8	8
Medium air consumption	l/min	220	220	220
Air inlet connection	BSP	F 1/4" G	F 1/4" G	F 1/4" G
Grease outlet connection	BSP	M 1/2" G	M 1/2" G	M 1/2" G
Grease delivery capacity 8 bar	g/min	2000	2000	2000
Noise	dB	80	80	80
Shank diameter	mm	30	30	30
Shank length	mm	480	740	940
For drums with capacity of	kg	18-30	50-60	180-220



(GREASE NLGI 1 20° C)

They are suitable for transferring grease with viscosity up to NLGI 2 and to fill central distribution plants, dispensers and manual pumps where a major quantity of grease with slow pressure and short distance is required. The operating pressure of the grease pumps may vary between a minimum of 2.5 bar and a maximum of 8 bar. In order to optimize the efficiency and the life of our air-operated pumps we recommend to use filtered and lubricated air.



AIR-OPERATED GREASE PUMP KITS FOR DRUMS 15-30 KG



Art. 013-1096-000

Air-operated wheeled grease kit for 16 kg

Composed by:

Wheeled tank for 16 kg

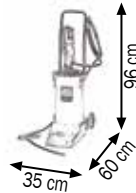
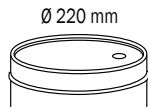
Art.010-1005-000 Grease pump **R=60:1**

Art.014-1059-030 Follower plate \varnothing 220 mm

Art.907-0102-040 2SC 1/4" hose - 4.0 m length

Art.014-1081-000 Grease gun with swivelling joint

013-1096-000	17,800	0,010	2



013-1096-000

Art. 013-1099-000

Grease kit suitable for drums 15 Kg

Composed by:

Art.010-1000-000 Grease pump **R=60:1**

Art.014-1095-000 Handle

Art.014-1050-030 Lid \varnothing 280 mm

Art.014-1060-030 Follower plate \varnothing 265 mm

Art.907-0102-040 2SC 1/4" hose - 4.0 m length

Art.014-1081-000 Grease gun with swivelling joint

Art. 013-1098-000

Grease kit suitable for drums 15 Kg

Composed like Art.013-1099-000 but without:

Art.014-1060-030 Follower plate \varnothing 265 mm

013-1099-000	11,160	0,056	1
013-1098-000	10,000	0,056	1



013-1099-000

Art. 013-1102-000

Grease kit suitable for drums 18-30 Kg

Composed by:

Art.010-1005-000 Grease pump **R=60:1**

Art.014-1095-000 Handle

Art.014-1051-030 Lid \varnothing 320 mm

Art.014-1062-030 Follower plate \varnothing 310 mm

Art.907-0102-040 2SC 1/4" hose - 4.0 m length

Art.014-1081-000 Grease gun with swivel joint

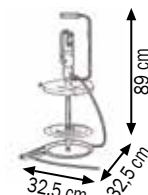
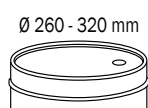
Art. 013-1100-000

Grease kit suitable for drums 18-30 Kg

Composed like Art.013-1102-000 but without:

Art.014-1062-030 Follower plate \varnothing 310 mm

013-1102-000	11,870	0,056	1
013-1100-000	11,440	0,056	1



013-1102-000

AIR-OPERATED GREASE PUMP KITS FOR DRUMS 50-220 KG



013-1103-000

Art. 013-1103-000

Grease kit suitable for drums 50–60 kg

Composed by:

Art.010-1010-000 Grease pump **R=60:1**

Art.014-1054-030 Lid Ø 420 mm

Art.014-1065-030 Follower plate Ø 400 mm

Art.907-0102-040 2SC 1/4" hose – 4.0 m length

Art.014-1081-000 Grease gun with swivelling joint

Art. 013-1103-A00

Grease kit suitable for drums 50–60 kg

Composed like Art.013-1103-000 but with:

Art.010-1025-000 Grease pump **R=70:1**

Art. 013-1103-B00

Grease kit suitable for drums 50–60 kg

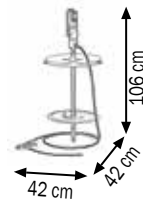
Composed like Art.013-1103-000 but with:

Art.010-1034-000 Grease pump **R=100:1**



013-1103-000	12,600	0,079	1
013-1103-A00	13,000	0,079	1
013-1103-B00	13,000	0,079	1

Ø 370 - 420 mm



013-1104-000

Art. 013-1104-000

Grease kit suitable for drums 180–220 kg

Composed by:

Art.010-1015-000 Grease pump **R=60:1**

Art.014-1056-030 Lid Ø 600 mm

Art.014-1066-030 Follower plate Ø 590 mm

Art.907-0102-040 2SC 1/4" hose – 4.0 m length

Art.014-1081-000 Grease gun with swivelling joint

Art. 013-1104-A00

Grease kit suitable for drums 180–220 kg

Composed like Art.013-1104-000 but with:

Art.010-1030-000 Grease pump **R=70:1**

Art. 013-1104-B00

Grease kit suitable for drums 180–220 kg

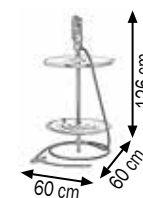
Composed like Art.013-1104-000 but with:

Art.010-1035-000 Grease pump **R=100:1**



013-1104-000	15,500	0,088	2
013-1104-A00	15,870	0,088	2
013-1104-B00	15,870	0,088	2

Ø 550 - 600 mm



WHEELED AIR-OPERATED GREASE PUMP KITS FOR DRUMS 18-30 KG



Art. 013-1106-000

Wheeled grease kit suitable for drums 18-30 kg

Composed by:

- Art.010-1005-000 Grease pump **R=60:1**
- Art.030-1392-000 2- wheels trolley
- Art.014-1051-030 Lid Ø 320 mm
- Art.014-1062-030 Follower plate Ø 310 mm
- Art.907-0102-040 2SC 1/4" hose - 4.0 m length
- Art.014-1081-000 Grease gun with swivelling joint

Art. 013-1105-000

Wheeled grease kit suitable for drums 18-30 kg

Composed like Art.013-1106-000 but without:

- Art.014-1062-030 Follower plate Ø 310 mm

				Ø 260 - 320 mm
013-1106-000	15,740	0,056	1	
013-1105-000	14,310	0,056	1	



013-1106-000

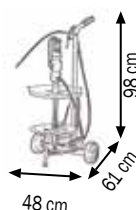
Art. 013-1113-000

Wheeled grease kit suitable for drums 25-30 kg

Composed by:

- Art.010-1005-000 Grease pump **R=60:1**
- Art.030-1392-000 2- wheels trolley
- Art.014-1052-030 Lid Ø 350 mm
- Art.014-1063-030 Follower plate Ø 340 mm
- Art.907-0102-040 2SC 1/4" hose - 4.0 m length
- Art.014-1081-000 Grease gun with swivelling joint

				Ø 300 - 350 mm
013-1113-000	16,590	0,056	1	



013-1113-000

Art. 013-1108-000

Wheeled grease kit suitable for drums 18-30 Kg

Composed by:

- Art.010-1005-000 Grease pump **R=60:1**
- Art.030-1393-000 2 pneumatic wheels trolley
- Art.014-1051-030 Lid Ø 320 mm
- Art.014-1062-030 Follower plate Ø 310 mm
- Art.907-0102-040 2SC 1/4" hose - 4.0 m length
- Art.014-1081-000 Grease gun with swivelling joint

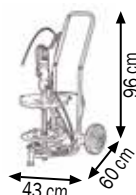
Art. 013-1110-000

Wheeled grease kit suitable for drums 25-30 Kg

Composed like Art.013-1108-000 but without:

- Art.014-1052-030 Lid Ø 350 mm
- Art.014-1063-030 Follower plate Ø 340 mm

				Ø 260 - 350 mm
013-1108-000	18,000	0,056	1	
013-1110-000	19,000	0,056	1	



013-1108-000

WHEELED AIR-OPERATED GREASE PUMP KITS FOR DRUMS 50-60 KG



013-1118-000

Art. 013-1118-000

Wheeled grease kit suitable for drums 50–60 kg

Composed by:

- Art.010-1010-000 Grease pump **R=60:1**
- Art.030-1394-000 2-pneumatic wheels trolley
- Art.014-1053-030 Lid Ø 395 mm
- Art.014-1064-030 Follower plate Ø 370 mm
- Art.907-0102-040 2SC 1/4" hose – 4.0 m length
- Art.014-1081-000 Grease gun with swivelling joint

Art. 013-1117-000

Wheeled grease kit suitable for drums 50–60 kg

Composed like Art.013-1118-000 but without:

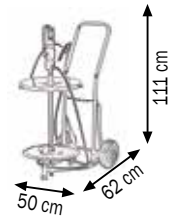
- Art.014-1064-030 Follower plate Ø 370 mm



Ø 340 - 385 mm



013-1118-000	19,650	0,079	1
013-1117-000	17,470	0,079	1



013-1116-000

Art. 013-1116-000

Wheeled grease kit suitable for drums 50–60 kg

Composed by:

- Art.010-1010-000 Grease pump **R=60:1**
- Art.030-1394-000 2-pneumatic wheels trolley
- Art.014-1054-030 Lid Ø 420 mm
- Art.014-1065-030 Follower plate Ø 400 mm
- Art.907-0102-040 2SC 1/4" hose – 4.0 m length
- Art.014-1081-000 Grease gun with swivelling joint

Art. 013-1115-000

Wheeled grease kit suitable for drums 50–60 kg

Composed like Art.013-1116-000 but without:

- Art.014-1065-030 Follower plate Ø 400 mm



Ø 370 - 420 mm



013-1116-000	20,300	0,079	1
013-1115-000	17,800	0,079	1



013-1120-000

Art. 013-1120-000

Wheeled grease kit suitable for drums 50–60 kg

Composed by:

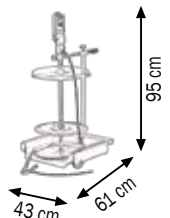
- Art.010-1010-000 Grease pump **R=60:1**
- Art.030-1395-000 4 - wheels trolley
- Art.014-1054-030 Lid Ø 420 mm
- Art.014-1065-030 Follower plate Ø 400 mm
- Art.907-0102-040 2SC 1/4" hose – 4.0 m length
- Art.014-1081-000 Grease gun with swivelling joint



Ø 370 - 420 mm



013-1120-000	26,800	0,079	1
---------------------	--------	-------	---



WHEELED AIR-OPERATED GREASE PUMP KITS FOR DRUMS 180-220 KG



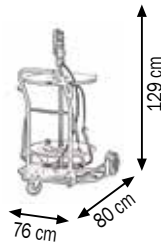
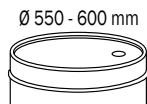
Art. 013-1121-000

Wheeled grease kit suitable for drums 180–220 kg

Composed by:

- Art.010-1015-000 Grease pump **R=60:1**
- Art.030-1398-000 3-wheels trolley
- Art.014-1056-030 Lid Ø 600 mm
- Art.014-1066-030 Follower plate Ø 590 mm
- Art.907-0102-040 2SC 1/4" hose – 4.0 m length
- Art.014-1081-000 Grease gun with swivelling joint

			
013-1121-000	45,070	0,200	2



013-1121-000

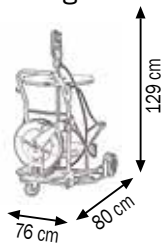
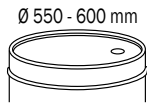
Art. 013-1122-000

Wheeled grease kit suitable for drums 180–220 kg with hose reel

Composed by:

- Art.010-1015-000 Grease pump **R=60:1**
- Art.030-1398-000 3-wheels trolley
- Art.014-1056-030 Lid Ø 600 mm
- Art.014-1066-030 Follower plate Ø 590 mm
- Art.907-0122-015 2SC 1/4" hose – 1.5 m length
- Art.014-1081-010 Gun with flexible pipe and fitting with triple-swivelling joint
- Art.070-1207-110 Hose reel with 2SC 1/4" hose **10.0 m** length

			
013-1122-000	56,900	0,246	3







013-1122-000

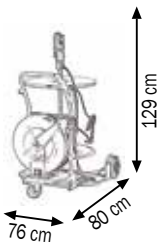
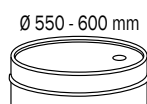
Art. 013-1123-000

Wheeled grease kit suitable for drums 180–220 kg with hose reel

Composed by:

- Art.010-1030-000 Grease pump **R=70:1**
- Art.030-1398-000 3-wheels trolley
- Art.014-1056-030 Lid Ø 600 mm
- Art.014-1066-030 Follower plate Ø 590 mm
- Art.907-0122-015 2SC 1/4" hose – 1.5 m length
- Art.014-1081-013 Gun with flexible pipe and fitting with triple-swivelling joint 3/8"
- Art.070-1307-118 Hose reel with 2SC 1/4" hose **18.0 m** length

			
013-1123-000	66,700	0,246	3



013-1123-000

WHEELED AIR-OPERATED GREASE PUMP KITS FOR DRUMS 180-220 KG



013-1125-000

Art. 013-1125-000

Wheeled grease kit suitable for drums 180-220 kg

Composed by:

Art.010-1015-000 Grease pump **R=60:1**

Art.030-1400-000 4-wheels trolley

Art.014-1056-030 Lid Ø 600 mm

Art.014-1066-030 Follower plate Ø 590 mm

Art.907-0102-040 2SC 1/4" hose - 4.0 m length

Art.014-1081-000 Grease gun with swivelling joint



013-1125-000 55,780 0,200 2

Ø 550 - 600 mm



013-1130-000

Art. 013-1130-000

Wheeled grease kit suitable for drums 180-220 kg

Composed by:

Art.010-1015-000 Grease pump **R=60:1**

Art.030-1405-000 4-wheels trolley

Art.014-1056-030 Lid Ø 600 mm

Art.014-1066-030 Follower plate Ø 590 mm

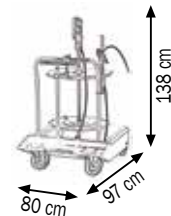
Art.907-0102-040 2SC 1/4" hose - 4.0 m length

Art.014-1081-010 Gun with flexible pipe and fitting with triple-swivelling joint



013-1130-000 67,680 0,200 2

Ø 550 - 600 mm



013-1135-000

Art. 013-1135-000

Wheeled grease kit suitable for drums 180-220 kg with hose reel

Composed by:

Art.010-1015-000 Grease pump **R=60:1**

Art.030-1405-000 4-wheels trolley

Art.014-1056-030 Lid Ø 600 mm

Art.014-1066-030 Follower plate Ø 590 mm

Art.907-0122-015 2SC 1/4" hose - 1.5 m length

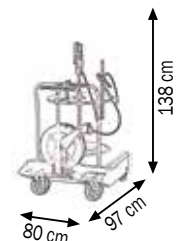
Art.014-1081-010 Gun with flexible pipe and fitting with triple-swivelling joint

Art.070-1207-110 Hose reel with 2SC 1/4" hose **10.0 m** length



013-1135-000 83,290 0,246 3

Ø 550 - 600 mm



WALL-FIXED AIR-OPERATED GREASE KITS FOR DRUMS 50-220 Kg



Art. 013-1136-000

Wall-fixing grease kit suitable for drums 50–60 kg

Composed by:

Art.010-1010-000 Grease pump **R=60:1**

Art.071-1207-110 Orientable hose reel with 2SC 1/4" hose **10,0 m** length

Art.014-1054-030 Lid Ø 420 mm

Art.014-1065-030 Follower plate Ø 400 mm

Art.907-0122-015 2SC 1/4" hose – 1.5 m length

Art.014-1081-010 Gun with flexible pipe and fitting with triple-swivelling joint





Art.024-1785-000 Support for picking up drops

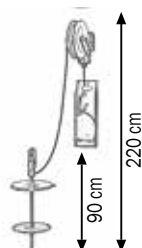
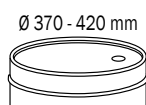
Art. 013-1137-000

Wall-fixing grease kit suitable for drums 50–60 kg

Composed like Art.013-1136-000 but with:

Art.071-1207-115 Orientable hose reel with 2SC 1/4" hose **15,0 m** length

				
013-1136-000	34,000	0,122	4	
013-1137-000	36,500	0,122	4	



013-1136-000

Art. 013-1138-000

Wall-fixing grease kit suitable for drums 180–220 kg

Composed by:

Art.010-1015-000 Grease pump **R=60:1**

Art.071-1207-110 Orientable hose reel with 2SC 1/4" hose **10,0 m** length

Art.014-1056-030 Lid Ø 600 mm

Art.014-1066-030 Follower plate Ø 590 mm

Art.907-0122-015 2SC 1/4" hose – 1.5 m length

Art.014-1081-010 Gun with flexible pipe and fitting with triple-swivelling joint





Art.024-1785-000 Support for picking up drops

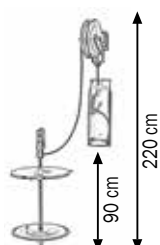
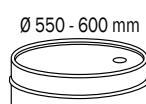
Art. 013-1139-000

Wall-fixing grease kit suitable for drums 180–220 Kg

Composed like Art.013-1138-000 but with:

Art.071-1207-215 Orientable hose reel with 2SC 1/4" hose **15,0 m** length

				
013-1138-000	40,860	0,151	4	
013-1139-000	42,700	0,151	4	



013-1138-000

WALL-FIXED AIR-OPERATED GREASE KITS FOR DRUMS 50-220 Kg



013-1138-A10

Art. 013-1138-A10

Wall-fixing grease kit suitable for drums 180–220 kg

Composed by:

Art.010-1015-000 Grease pump **R=60:1**

Art.070-1207-110 Hose reel with 2SC 1/4" hose **10,0 m** length

Art.014-1056-030 Lid Ø 600 mm

Art.014-1066-030 Follower plate Ø 590 mm

Art.907-0122-015 2SC 1/4" hose – 1.5 m length

Art.014-1081-010 Gun with flexible pipe and fitting with triple-swivelling joint

Art. 013-1138-A15

Wall-fixing grease kit suitable for drums 180–220 kg

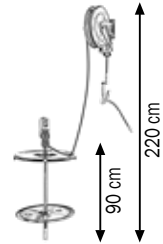
Composed like Art.013-1138-A10 but with:

Art.070-1207-115 Hose reel with 2SC 1/4" hose **15,0 m** length



013-1138-A10	33,600	0,151	3
013-1138-A15	38,000	0,160	3

Ø 550 - 600 mm



013-1138-C10

Art. 013-1138-C10

Wall- fixing grease kit suitable for drums 180–220 kg

Composed by:

Art.010-1015-000 Grease pump **R=60:1**

Art.074-4507-110 Closed hose reel with 2SC 1/4" hose **10,0 m** length

Art.014-1056-030 Lid Ø 600 mm

Art.014-1066-030 Follower plate Ø 590 mm

Art.907-0122-015 2SC 1/4" hose – 1.5 m length

Art.014-1081-010 Gun with flexible pipe and fitting with triple-swivelling joint

Art. 013-1138-C15

Wall-fixing grease kit suitable for drums 180–220 Kg

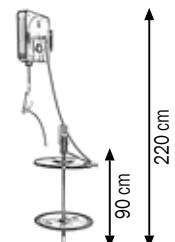
Composed like Art.013-1138-C10 but with:

Art.074-4507-115 Closed hose reel with 2SC 1/4" hose **15,0 m** length



013-1138-C10	42,600	0,160	3
013-1138-C15	45,600	0,160	3

Ø 550 - 600 mm



Art. 013-1932-010

Wall-fixing grease kit suitable for drums 180-220 kg

Composed by:

Art.010-1015-000 Grease pump **R=60:1**

Art.023-1905-000 Tank of dump and stocking for 1 drum 180-220 kg

Art.074-4507-110 Closed fixed hose reel with 2SC 1/4" hose **10,0 m** length

Art.014-1056-030 Cover Ø 600 mm

Art.014-1066-030 Follower plate Ø 590 mm

Art.907-0122-015 2SC 1/4" hose - 1.5 m length

Art.014-1081-010 Gun with flexible pipe and fitting with triple-swivelling joint

Art. 013-1932-015

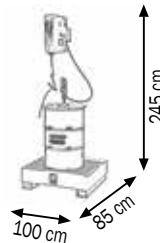
Wall-fixing grease kit suitable for drums 180-220 kg

Composed like Art.013-1932-010 but with:

Art.074-4507-115 Closed fixed hose reel with 2SC 1/4" hose **15,0 m** length

013-1932-010	110,000	0,570	5	
013-1932-015	112,000	0,570	5	

Ø 550 - 600 mm



013-1932-010

Art. 013-1933-010

Complete installation 1 position for drums 180-220 kg

Composed by:

Art.010-1015-000 Grease pump **R=60:1**

Art.023-1925-000 Tank of dump complete with supporting structure for 1 position

Art.074-4507-110 Closed fixed hose reel with 2SC 1/4" hose **10,0 m** length

Art.014-1056-030 Lid Ø 600 mm

Art.014-1066-030 Follower plate Ø 590 mm

Art.907-0122-015 2SC 1/4" hose - 1.5 m length

Art.014-1081-010 Gun with flexible pipe and fitting with triple-swivelling joint

Art. 013-1933-015

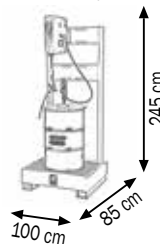
Complete installation 1 position for drums 180-220 Kg

Composed like Art.013 1933 010 but with:

Art.074-4507-115 Closed fixed hose reel with 2SC 1/4" hose **15,0 m** length

013-1933-010	140,000	0,600	5	
013-1933-015	142,000	0,600	5	

Ø 550 - 600 mm



013-1933-010

Fix and complete installation that offer an independent working station. They allow an optimal placing in every working environment (factories and repair shops) allowing to operate in a clean and safe way and without wasting of lubricant oils for different uses.



013-1155-020

Art. 013-1155-020

Grease transfer kit for drums 18-30 kg

Composed by:

Art.010-1036-000 Air-operated grease pump **R=14:1**

Art.014-1095-000 Handle

Art.014-1051-030 Lid Ø 320 mm

Art.014-1062-030 Follower plate Ø 310 mm





Art.906-0404-040 1SC 1/2" hose L. 4,0 m

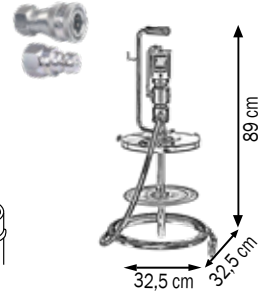
Art.R30-0400-004 Ball valve F-F 1/2"

Art.F96-0100-402 Steel znt nipple M 1/2" BSP-M 1/4" BSP

Art.F96-0500-002 Quick coupler F 1/4"

Art.F96-0502-002 Quick coupler M 1/4"

			
013-1155-020	10,800	0,056	1



013-1155-050

Art. 013-1155-050

Grease transfer kit for drums 50-60 kg

Composed by:

Art.010-1038-000 Air-operated grease pump **R=14:1**

Art.014-1054-030 Lid Ø 420 mm

Art.014-1065-030 Follower plate Ø 400 mm

Art.906-0404-040 1SC 1/2" hose L. 4,0 m

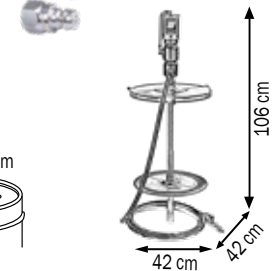
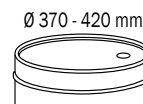
Art.R30-0400-004 Ball valve F-F 1/2"

Art.F96-0100-402 Steel znt nipple M 1/2" BSP-M 1/4" BSP

Art.F96-0500-002 Quick coupler F 1/4"

Art.F96-0502-002 Quick coupler M 1/4"

			
013-1155-050	13,000	0,079	1



013-1155-200

Art. 013-1155-200

Grease transfer kit for drums 180-220 kg

Composed by:

Art.010-1040-000 Air-operated grease pump **R=14:1**

Art.014-1056-030 Lid Ø 600 mm

Art.014-1066-030 Follower plate Ø 590 mm




Art.906-0404-040 1SC 1/2" hose L. 4,0 m

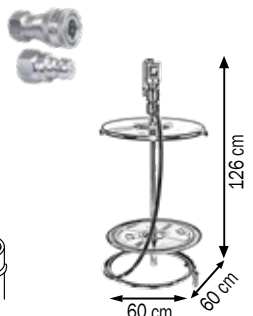
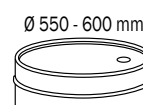
Art.R30-0400-004 Ball valve F-F 1/2"

Art.F96-0100-402 Steel znt nipple M 1/2" BSP-M 1/4" BSP

Art.F96-0500-002 Quick coupler F 1/4"

Art.F96-0502-002 Quick coupler M 1/4"

			
013-1155-200	17,600	0,088	2



WHEELED AIR-OPERATED PUMP KITS FOR GREASE TRANSFER FOR DRUMS 18-220 KG



Art. 013-1160-020

Grease transfer kit for drums 18-30 kg

Composed by:

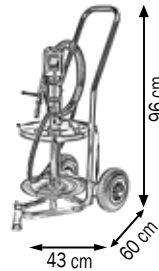
- Art.010-1036-000 Air-operated grease pump **R=14:1**
- Art.030-1393-000 Trolley with 2 pneumatic wheels
- Art.014-1051-030 Lid Ø 320 mm
- Art.014-1062-030 Follower plate Ø 310 mm
- Art.906-0404-040 1SC 1/2" hose L. 4,0 m
- Art.R30-0400-004 Ball valve F-F 1/2"
- Art.F96-0100-402 Steel znt nipple M 1/2" BSP-M 1/4" BSP
- Art.F96-0500-002 Quick coupler F 1/4"
- Art.F96-0502-002 Quick coupler M 1/4"



013-1160-020



Ø 260 - 320 mm



013-1160-020 17,700 0,056 1

Art. 013-1160-050

Grease transfer kit for drums 50-60 kg

Composed by:

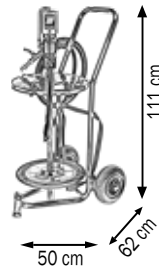
- Art.010-1038-000 Air-operated grease pump **R=14:1**
- Art.030-1394-000 Trolley with 2 pneumatic wheels
- Art.014-1054-030 Lid Ø 420 mm
- Art.014-1065-030 Follower plate Ø 400 mm
- Art.906-0404-040 1SC 1/2" hose L. 4,0 m
- Art.R30-0400-004 Ball valve F-F 1/2"
- Art.F96-0100-402 Steel znt nipple M 1/2" BSP-M 1/4" BSP
- Art.F96-0500-002 Quick coupler F 1/4"
- Art.F96-0502-002 Quick coupler M 1/4"



013-1160-050



Ø 370 - 420 mm



013-1160-050 20,000 0,079 1

Art. 013-1160-200

Grease transfer kit for drums 180-220 kg

Composed by:

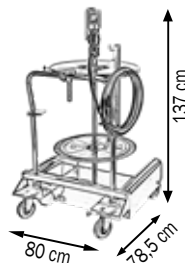
- Art.010-1040-000 Air-operated grease pump **R=14:1**
- Art.030-1400-000 Trolley with 4 wheels
- Art.014-1056-030 Lid Ø 600 mm
- Art.014-1066-030 Follower plate Ø 590 mm
- Art.906-0404-040 1SC 1/2" hose L. 4,0 m
- Art.R30-0400-004 Ball valve F-F 1/2"
- Art.F96-0100-402 Steel znt nipple M 1/2" BSP-M 1/4" BSP
- Art.F96-0500-002 Quick coupler F 1/4"
- Art.F96-0502-002 Quick coupler M 1/4"



013-1160-200



Ø 550 - 600 mm



013-1160-200 54,900 0,200 2



013-2000-020

Art. 013-2000-020

Grease sprayer kit for drums 18–30 Kg

Composed by:

Art.010-1005-000 Air-operated grease pump **R=60:1**

Art.014-2170-000 Pressure regulator with connections

Art.014-1095-000 Handle

Art.014-1051-030 Lid Ø 320 mm

Art.014-1062-030 Follower plate Ø 310 mm

Art.907-K122-050 Rubber hoses kit 2SC 1/4”+R6 5/16”with protection l 5,0 m

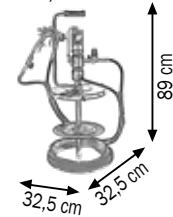
Art.014-2150-022 Grease spray gun F/160 SP HPS 2,2

Art.014-2160-K19 Nozzles kit for grease spray gun HPS 1,9



013-2000-020 12,400 0,056 1

Ø 260 - 320 mm



013-2000-050

Art. 013-2000-050

Grease sprayer kit for drums 50–60 kg

Composed by:

Art.010-1010-000 Air-operated grease pump **R=60:1**

Art.014-2170-000 Pressure regulator with connections

Art.014-1054-030 Lid Ø 420 mm

Art.014-1065-030 Follower plate Ø 400 mm

Art.907-K122-050 Rubber hoses kit 2SC 1/4”+R6 5/16”with protection l 5,0 m

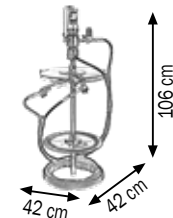
AArt.014-2150-022 Grease spray gun F/160 SP HPS 2,2

Art.014-2160-K19 Nozzles kit for grease spray gun HPS 1,9



013-2000-050 15,000 0,079 1

Ø 370 - 420 mm



013-2000-200

Art. 013-2000-200

Grease sprayer kit for drums 180–220 Kg

Composed by:

Art.010-1015-000 Air-operated grease pump **R=60:1**

Art.014-2170-000 Pressure regulator with connections

Art.014-1056-030 Lid Ø 600 mm

Art.014-1066-030 Follower plate Ø 590 mm

Art.907-K122-050 Rubber hoses kit 2SC 1/4”+R6 5/16”with protection l 5,0 m

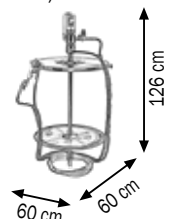
Art.014-2150-022 Grease spray gun F/160 SP HPS 2,2

Art.014-2160-K19 Nozzles kit for grease spray gun HPS 1,9



013-2000-200 19,900 0,088 2

Ø 550 - 600 mm



This equipment offers the possibility to spray-nebulize the grease to facilitate the application on big surfaces as a protection. It is used in the following fields: naval, industrial, construction.

This equipment uses an innovative technology that combines the high pressure of the pump and the gun that nebulizes grease with viscosity up to NLGI 2.

WHEELED AIR-OPERATED GREASE SPRAYER KITS FOR DRUMS 18-220 KG



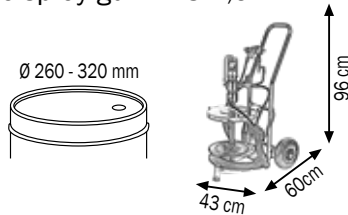
Art. 013-2010-020

Grease sprayer kit for drums 18–30 Kg

Composed by:

- Art.010-1005-000 Air-operated grease pump **R=60:1**
- Art.014-2170-000 Pressure regulator with connections
- Art.030-1393-000 Trolley with 2 pneumatic wheels
- Art.014-1051-030 Lid Ø 320 mm
- Art.014-1062-030 Follower plate Ø 310 mm
- Art.907-K122-050 Rubber hoses kit 2SC 1/4" +R6 5/16" with protection 15,0 m
- Art.014-2150-022 Grease spray gun F/160 SP HPS 2,2
- Art.014-2160-K19 Nozzles kit for grease spray gun HPS 1,9

013-2010-020	20,100	0,056	1



013-2010-020

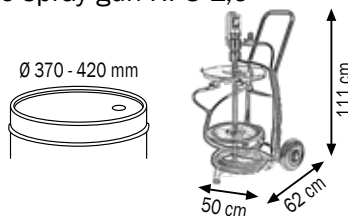
Art. 013-2010-050

Grease sprayer kit for drums 50–60 kg

Composed by:

- Art.010-1010-000 Air-operated grease pump **R=60:1**
- Art.014-2170-000 Pressure regulator with connections
- Art.030-1394-000 Trolley with 2 pneumatic wheels
- Art.014-1054-030 Lid Ø 420 mm
- Art.014-1065-030 Follower plate Ø 400 mm
- Art.907-K122-050 Rubber hoses kit 2SC 1/4" +R6 5/16" with protection 15,0 m
- Art.014-2150-022 Grease spray gun F/160 SP HPS 2,2
- Art.014-2160-K19 Nozzles kit for grease spray gun HPS 1,9

013-2010-050	22,800	0,079	1



013-2010-050

Art. 013-2010-200

Grease sprayer kit for drums 180–220 kg

Composed by:

- Art.010-1015-000 Air-operated grease pump **R=60:1**
- Art.014-2170-000 Pressure regulator with connections
- Art.030-1400-000 4-wheels trolley
- Art.014-1056-030 Lid Ø 600 mm
- Art.014-1066-030 Follower plate Ø 590 mm
- Art.907-K122-050 Rubber hoses kit 2SC 1/4" +R6 5/16" with protection 15,0 m
- Art.014-2150-022 Grease spray gun F/160 SP HPS 2,2
- Art.014-2160-K19 Nozzles kit for grease spray gun HPS 1,9

013-2010-200	57,200	0,200	2



013-2010-200

This equipment offers the possibility to spray-nebulize the grease to facilitate the application on big surfaces as a protection. It is used in the following fields: naval, industrial, construction.

This equipment uses an innovative technology that combines the high pressure of the pump and the gun that nebulizes grease with viscosity up to NLGI 2.



014-2150-022

Art. 014-2150-022

Grease spray gun F/160 SP HPS 2,2

This spray gun has been specifically designed to spray grease with viscosity up to NLGI 2.

The air and grease volumes can be individually adjusted

The maximum air pressure is of 4 bar

The maximum grease pressure is of 250 bar



014-2160-K19

Art. 014-2160-K19

Nozzles kit for grease spray gun HPS 1,9



014-2160-K22

Art. 014-2160-K22

Nozzles kit for grease spray gun HPS 2,2



014-2160-K25

Art. 014-2160-K25

Nozzles kit for grease spray gun HPS 2,5



907-K122-050

Art. 907-K122-050

Rubber hoses kit 2SC 1/4 - R6 5/16 | 5,0 m



907-K122-100

Art. 907-K122-100

Rubber hoses kit 2SC 1/4 - R6 5/16 | 10,0 m

Composed by 1 high pressure grease hose and 1 hose R6 for air, both hoses are protected by the same reinforced case.



014-2170-000

Art. 014-2170-000

Pressure regulator with connections for MEC SPRAY

Maximum pressure: 4 bar

LIDS FOR PUMPS WITH SHANK Ø 30 mm

Article	Ø Lid	For drums	outside Ø
014-1049-030	225 mm	5 Kg	200 - 225 mm
014-1050-030	280 mm	12 - 16 Kg	240 - 280 mm
014-1051-030	320 mm	18 - 30 Kg	260 - 320 mm
014-1052-030	350 mm	20 - 30 Kg	300 - 350 mm
014-1053-030	395 mm	30 - 50 Kg	340 - 395 mm
014-1054-030	420 mm	50 - 60 Kg	370 - 420 mm
014-1056-030	600 mm	180 - 220 Kg	550 - 600 mm



LID FOR PUMPS WITH SHANK Ø 30 mm FOR PLASTIC DRUMS

014-1051-S30	320 mm	18 - 30 Kg	260 - 320 mm
--------------	--------	------------	--------------

The lids are available in different diameters to fit drums from 5 to 220 kg. A handle provides an easy fit to the drum. It keeps the pump in vertical position in order to assure a perfect working.

FOLLOWER PLATES FOR PUMPS WITH SHANK Ø 30 mm

Article	Ø Follower Plates	For drums	inside Ø
014-1059-030	220 mm	5 Kg	195 - 210 mm
014-1060-030	265 mm	12 - 16 Kg	240 - 260 mm
014-1061-030	290 mm	16 - 20 Kg	250 - 280 mm
014-1062-030	310 mm	18 - 30 Kg	270 - 300 mm
014-1063-030	340 mm	20 - 30 Kg	300 - 330 mm
014-1064-030	375 mm	30 - 50 Kg	335 - 360 mm
014-1065-030	400 mm	50 - 60 Kg	360 - 400 mm
014-1066-030	590 mm	180 - 220 Kg	540 - 580 mm



It is advisable to use always the follower plate, it is very important when the temperature is low and when high viscosity grease is used. Because of the depression created by the pump, the plate is attracted towards the bottom of the drum by atmospheric pressure. It pushes the grease into the pump and avoids air cavities. It also removes the grease remaining on the walls, down to the bottom of the drums.

Art. 014-1095-000

Handle for grease pumps kits

It has to be applied on the bushing of the lids



014-1095-000



Art. 014-1079-000
Grease control gun without pipe and coupling
Inlet F 1/4"

014-1079-000



Art. 014-1080-000
Grease control gun with flexible hose and 4-jaws coupling
Length flexible hose: 400 mm
Thread inlet F 1/4"

014-1080-000



Art. 014-1081-000
Grease control gun with flexible hose and 4-jaws coupling
Length flexible hose: 400 mm
Swivelling joint F 1/4"

014-1081-000



Art. 014-1081-010
Grease control gun with flexible hose and 4-jaws coupling
Length flexible hose: 400 mm
Triple-swivelling joint F 1/4"

014-1081-010



Art. 014-1082-000
Grease control gun with rigid pipe and 4-jaws coupling
Length rigid pipe: 200 mm
Swivelling joint F 1/4"

014-1082-000



Art. 014-1083-000
Grease control gun with rigid pipe and 4-jaws coupling
Length rigid pipe: 200 mm
Swivelling joint F 1/4"

014-1083-000



Art. 014-1083-010
Grease control gun with rigid pipe and 4-jaws coupling
Length rigid pipe: 200 mm
Triple-swivelling joint F 1/4"

014-1083-010

All grease guns are supplied for the connection of the swivelling joint Art.014-1091-000 or the triple-swivelling joint Art.014-1090-000

Art. 014-1079-003

Grease control gun without pipe and coupling
Inlet F 3/8"



014-1079-003

Art. 014-1080-003

Grease control gun with flexible hose and 4-jaws coupling
Length flexible hose: 400 mm
Thread inlet F 3/8"



014-1080-003

Art. 014-1081-003

Grease control gun with flexible hose and 4-jaws coupling
Length flexible hose: 400 mm
Swivelling joint F 3/8"



014-1081-003

Art. 014-1081-013

Grease control gun with flexible hose and 4-jaws coupling
Length flexible hose: 400 mm
Triple-swivelling joint F 3/8"



014-1081-013

Art. 014-1082-003

Grease control gun with rigid pipe and 4-jaws coupling
Length rigid pipe: 200 mm
Swivelling joint F 3/8"



014-1082-003

Art. 014-1083-003

Grease control gun with rigid pipe and 4-jaws coupling
Length rigid pipe: 200 mm
Swivelling joint F 3/8"



014-1083-003

Art. 014-1083-013

Grease control gun with rigid pipe and 4-jaws coupling
Length rigid pipe: 200 mm
Triple-swivelling joint F 3/8"



014-1083-013

All grease guns are supplied for the connection of the swivelling joint Art.014-1091-003 or the triple-swivelling joint Art.014-1090-003



014-1081-S10

Art. 014-1081-S10

Gun with lever protection, flexible hose and 4-jaws coupling

Flexible hose length: 400 mm

Triple-swivelling joint **F 1/4"**



014-1081-S13

Art. 014-1081-S13

Gun with lever protection, flexible hose and 4-jaws coupling

Flexible hose length: 400mm

Triple-swivelling joint **F 3/8"**



014-1083-S10

Art. 014-1083-S10

Gun with lever protection, rigid hose and 4-jaws coupling

Rigid hose length: 200 mm

Triple-swivelling joint **F 1/4"**



014-1083-S13

Art. 014-1083-S13

Gun with lever protection, rigid hose and 4-jaws coupling

Rigid hose length: 200 mm

Triple-swivelling joint **F 3/8"**



014-1090-000

Art. 014-1090-000

Triple-swivelling joint **M-F 1/4 "**

Art. 014-1090-003

Triple-swivelling joint **M-F 3/8 "**



014-1091-000

Art. 014-1091-000

Straight swivelling joint **M-F 1/4 "**

Art. 014-1091-003

Straight swivelling joint **M-F 3/8 "**



014-1085-000

Art. 014-1085-000

Flexible hose length 400 mm

Thread M 10x1 mm



014-1086-000

Art. 014-1086-000

Rigid hose length 200 mm

Thread M 10x1 mm

Art. 014-1084-000

Grease digital meter K200

Equipped with two displays, one is for batch counting (can be put to zero) and the other one for total volumes (cannot be put to zero) of the dispensed grease.



014-1084-000

Art. 014-1084-010

Grease digital meter K200 HP PULSER



014-1084-010

Art. 014-1084-100

Grease digital meter nozzle

Composed by:

Digital meter 4 digits

Triple-swivelling joint

Rigid end + 4-jaws coupling

Not approved for public use

Technical data		014-1084-000	014-1084-010	014-1084-100
Flow rate	gpm	0,003-0,66	0,003-0,66	0,003-0,66
Inlet connection	BSP	F 1/8"G	F 1/8"G	F 1/4"G
Outlet connection	BSP	F 1/8"G	F 1/8"G	F 10X1
Max working pressure	bar	500	500	500
Burst pressure	bar	1000	1000	1000
Batch meter	cifre	4	-	4
Totalizing meter in kg	cifre	4	-	4
Working temperature	max C°	60°	60°	60°
Battery life	mesi	24	24	24



014-1084-100

Art. 014-1042-000

Pneumatic nozzle for grease R=50:1

500 cc with rigid pipe and jaws coupling

Suitable for Ø 52 mm 400 g cartridge

It is suitable for the distribution at high pressure of all kinds of grease.

The operating pressure for the grease pumps

may vary between a minimum of 3.5 bar and a maximum of 8.5 bar

Technical data		014-1042-000
Flow rate	g/ciclo	0,68
Compression ratio	bar	50:1
Air consumption	l/min	130
Air inlet connection	BSP	F 1/4"G
Grease outlet connection	M	F 10x1
Grease delivery capacity 6 bar	g/min	1500
Noise level	dB	80
Tank capacity	g	500
Inside diameter of chamber	mm	54
For cartridge ø 52mm	g	400



014-1042-000



014-1088-000

Art. 014-1088-000

“PROFI” coupling with 4-jaws hardened case
M 10x1 mm thread



014-1088-A00

Art. 014-1088-A00

4-jaws coupling 10x1 mm 90°
M 10x1 mm thread



014-1089-000

Art. 014-1089-000

Grease pull-coupling for hexagonal heads 15 mm
M 10x1 mm thread



014-1089-A00

Art. 014-1089-A00

Grease push-coupling for hexagonal heads 15 mm
M 10x1 mm thread



014-1089-B00

Art. 014-1089-B00

Giant grease pull-coupling for hexagonal heads 22 mm
M 10x1 mm thread



Female quick couplers

Article	Inlet	Pressure	Flow rate	Iso
F96-0500-002	F 1/4"	350 bar	7,2 l/min	7241-A
F96-0500-003	F 3/8"	315 bar	21 l/min	7241-A
F96-0500-004	F 1/2"	250 bar	41 l/min	7241-A



Male quick couplers

Article	Inlet	Pressure	Flow rate	Iso
F96-0502-002	F 1/4"	350 bar	7,2 l/min	7241-A
F96-0502-003	F 3/8"	315 bar	21 l/min	7241-A
F96-0502-004	F 1/2"	250 bar	41 l/min	7241-A



Galvanized steel nipples

Article	Inlet	Pressure	Iso
F96-0100-202	1/4" BSP-1/4" BSP	1000 bar	8434-6
F96-0100-303	3/8" BSP-3/8" BSP	1000 bar	8434-6
F96-0100-404	1/2" BSP-1/2" BSP	1000 bar	8434-6
F96-0100-302	3/8" BSP-1/4" BSP	1000 bar	8434-6
F96-0100-403	1/2" BSP-3/8" BSP	1000 bar	8434-6
F96-0100-402	1/2" BSP-1/4" BSP	1000 bar	8434-6



F96-0110-202	1/4" BSP-1/4" NPTF	1000 bar	8434-6
F96-0110-303	3/8" BSP-3/8" NPTF	1000 bar	8434-6
F96-0110-404	1/2" BSP-1/2" NPTF	1000 bar	8434-6
F96-0110-302	3/8" NPTF-1/4" BSP	1000 bar	8434-6
F96-0110-403	1/2" BSP-3/8" NPTF	1000 bar	8434-6

Art. 014-1087-032

Quick coupler Meclube-Lock

With hardened 4-jaws made of tool steel
 With high performance hydraulic-gasket
 Uncoupling over 600 bar is possible
 Swivelling joint with thread M 10x1 mm
 Coupler length 32 mm

Supplied in blister packaging



014-1087-032

Art. 014-1087-081

Quick coupler Meclube-Lock-L

With hardened 4-jaws made of tool steel
 With high performance hydraulic-gasket
 Uncoupling over 600 bar is possible
 Swivelling joint with thread M 10x1 mm
 Coupler length 81 mm

Supplied in blister packaging



014-1087-081

THE ADVANTAGES OF THE Meclube-Lock COUPLER

1. Simple activation

To activate the coupler you only have to press the lever with the thumb and insert it on the grease gun.

The hardened 4-jaws maintain the coupler firmly inserted.



2. Simple release

After you have finished the greasing process, you have to press the lever with the thumb to pull out the coupler from the grease gun.



3. Free hands

Once you have activated the coupler, it remains firmly inserted so there is no need to keep it fixed. Its extreme stability allows you to complete the operation with free hands.



4. Universality

Its special design allows to use it with all the grease guns configurations: SAE, DIN, BS, etc.

Art. 014-1087-000

Meclube-Lock display box

Composed bay:

30 pcs quick couplers Meclube-Lock length 32mm

Supplied in blister packaging



014-1087-000

Meclube brand-new **patented** industrial pumps, fully designed and manufactured by Meclube, have remarkable practical features assuring high performances, both for what concerns the quantity and the use at high pressure. The technical quality, the choice of materials and the treatments of tempering and grinding result in the reduction of wear and make these pumps suitable to work reliably in the worst environmental conditions.

- **Brand new fully air-operated motion reverse device, without cams and springs.**
It has been internally improved to reduce to the minimum the reversal time and to improve the supply of the fluid.
- **Reduced number of wearing parts**
- **The double effect shank grants a higher quantity of delivered grease with constant and continuous flow**
- **High pressure during the functioning, with constant power on all the motion path**
- **The body of the pump is in steel fusion with high silicon level, with electrolytic nickel treatment and chromium plating that ensures high resistance to corrosive agents.**
- **Elements that undergo big stress are in steel 18 NiCrMo 6 and afterwards they are treated and rebored to grant the robustness and minimum frictions.**
- **The pump has a modular structure of high robustness, suitable for heavy duty usages.**



INDUSTRIAL AIR-OPERATED PUMPS FOR GREASE AND VISCOUS MATERIALS Mod.920 FLANGED

COMPRESSION RATIO R=20:1 DELIVERY= 12000 g/min



Art. 011-0920-060

Air-operated industrial pump for grease R=20:1
Mod. 920 flanged double-effect

For drums 18-30 kg and tanks (shank length 600 mm)

Polyurethane seals

For high viscosity grease and oils

Art. 011-0920-074

Air-operated industrial pump for grease R=20:1
Mod. 920 flanged double-effect

For drums 50-60 kg (shank length 740 mm)

Polyurethane seals

For high viscosity grease and oils

Art. 011-0920-086

Air-operated industrial pump for grease R=20:1
Mod. 920 flanged double-effect

For tanks (shank length 860 mm)

Polyurethane seals

For high viscosity grease and oils


Art. 011-0920-094

Air-operated industrial pump for grease R=20:1
Mod. 920 flanged double-effect

For drums 180-220 kg (shank length 940 mm)

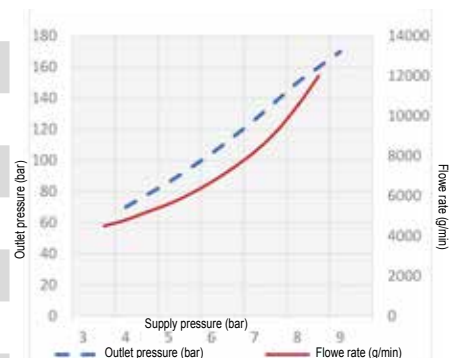
Polyurethane seals

For high viscosity grease and oils



Art.	Price	Capacity (kg)	Shank length (mm)
011-0920-060	23,100	0,110	1
011-0920-074	25,000	0,150	1
011-0920-086	26,400	0,150	1
011-0920-094	27,400	0,150	1

Technical Data		011-0920-060	011-0920-074	011-0920-086	011-0920-094
Compression ratio		20:1	20:1	20:1	20:1
Max supply pressure	bar	8	8	8	8
Air consumption 8 bar	m³/min	1,75	1,75	1,75	1,75
Air inlet connection	BSP	F 1/2" G	F 1/2" G	F 1/2" G	F 1/2" G
Grease outlet connection	BSP	F 1/2" G	F 1/2" G	F 1/2" G	F 1/2" G
Grease delivery capacity 8 bar	g/min	12000	12000	12000	12000
Noise	dB	80	80	80	80
Shank diameter	mm	50	50	50	50
Shank length	mm	600	740	860	940
For drums with capacity of	kg	18-30	50-60	TANK	180-220



(GREASE NLGI 1 20° C)

Suitable for high pressure transfer of high viscosity grease (maximum NLGI 3) over short and long distances. The double effect grants the supply of a constant and continuous flow. They are suitable for central distribution plants with multiple distribution points. The operating pressure of the pumps may vary between a minimum of 3 bar and a maximum of 8 bar. To optimize the efficiency and the life in time of our air operated pumps Meclube recommends to use filtered and lubricated air.

Art. 011-0950-050

Air-operated industrial pump for grease R=50:1

Mod. 950 flanged double effect

For drums 18-30 kg and tanks (shank length 500 mm)

Polyurethane seals

For high viscosity grease and oils

Art. 011-0950-074

Air-operated industrial pump for grease R=50:1

Mod. 950 flanged double effect

For drums 50-60 kg (shank length 740 mm)

Polyurethane seals

For high viscosity grease and oils

Art. 011-0950-094

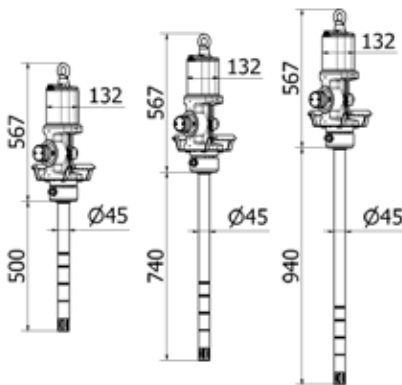
Air-operated industrial pump for grease R=50:1

Mod. 950 flanged double effect

For drums 180-220 kg (shank length 940 mm)

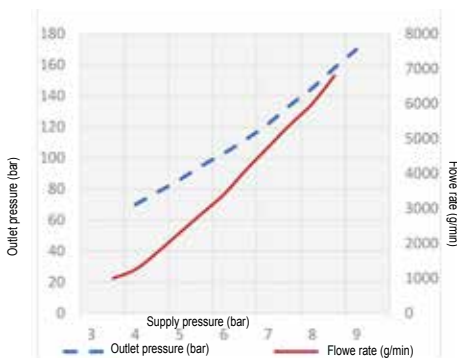
Polyurethane seals

For high viscosity grease and oils



011-0950-050	21,500	0,110	1
011-0950-074	27,300	0,150	1
011-0950-094	29,000	0,150	1

Technical Data		011-0950-050	011-0950-074	011-0950-094
Compression ratio		50:1	50:1	50:1
Max supply pressure	bar	8	8	8
Air consumption 8 bar	m³/min	1,75	1,75	1,75
Air inlet connection	BSP	F 1/2" G	F 1/2" G	F 1/2" G
Grease outlet connection	BSP	F 1/2" G	F 1/2" G	F 1/2" G
Grease delivery capacity 8 bar g/min		6800	6800	6800
Noise	dB	80	80	80
Shank diameter	mm	45	45	45
Shank length	mm	500	740	940
For drums with capacity of	kg	18-30	50-60	180-220



(GREASE NLGI 1 20° C)

Suitable for high pressure transfer of high viscosity grease (maximum NLGI 3) over short and long distances. The double effect grants the supply of a constant and continuous flow. They are suitable for central distribution plants with multiple distribution points. The operating pressure of the pumps may vary between a minimum of 3 bar and a maximum of 8 bar. To optimize the efficiency and the life in time of our air operated pumps Meclube recommends to use filtered and lubricated air.

INDUSTRIAL AIR-OPERATED PUMPS FOR GREASE AND VISCOUS MATERIALS Mod. 1240 FLANGED

COMPRESSION RATIO=40:1 DELIVERY= 10000 g/min



Art. 011-1240-060

Air-operated industrial pump for grease R=40:1

Mod. 1240 flanged double-effect

For drums 18-30 kg and tanks (shank length 600 mm)

Polyurethane seals

For high viscosity grease and oils

Art. 011-1240-074

Air-operated industrial pump for grease R=40:1

Mod. 1240 flanged double-effect

For drums 50-60 kg (shank length 740 mm)

Polyurethane seals

For high viscosity grease and oils

Art. 011-1240-086

Air-operated industrial pump for grease R=40:1

Mod. 1240 flanged double-effect

For tanks (shank length 860 mm)

Polyurethane seals

For high viscosity grease and oils

Art. 011-1240-094

Air-operated industrial pump for grease R=40:1

Mod. 1240 flanged double-effect

For drums 180-220 kg (shank length 940 mm)

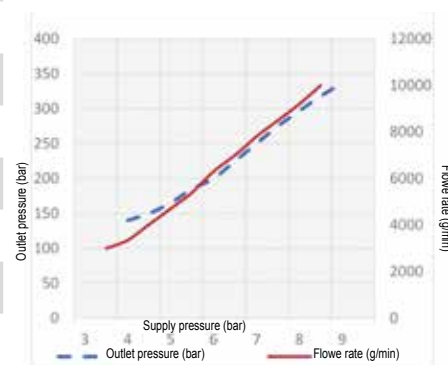
Polyurethane seals

For high viscosity grease and oils



Art.	011-1240-060	011-1240-074	011-1240-086	011-1240-094
Capacity (kg)	24,500	26,300	31,400	32,400
Capacity (m³)	0,110	0,150	0,150	0,150
Capacity (Np)	1	1	1	1

Technical Data		011-1240-060	011-1240-074	011-1240-086	011-1240-094
Compression ratio		40:1	40:1	40:1	40:1
Max supply pressure	bar	8	8	8	8
Air consumption 8 bar	m³/min	2,90	2,90	2,90	2,90
Air inlet connection	BSP	F 1/2"G	F 1/2"G	F 1/2"G	F 1/2"G
Grease outlet connection	BSP	F 1/2"G	F 1/2"G	F 1/2"G	F 1/2"G
Grease delivery capacity 8 bar	g/min	10000	10000	10000	10000
Noise	dB	80	80	80	80
Shank diameter	mm	50	50	50	50
Shank length	mm	600	740	860	940
For drums with capacity of	kg	18-30	50-60	TANK	180-220



(GREASE NLGI 1 20° C)

Suitable for high pressure transfer of high viscosity grease (maximum NLGI 3) over short and long distances. The double effect grants the supply of a constant and continuous flow. They are suitable for central distribution plants with multiple distribution points. The operating pressure of the pumps may vary between a minimum of 3 bar and a maximum of 8 bar. To optimize the efficiency and the life in time of our air operated pumps Meclube recommends to use filtered and lubricated air.

Art. 011-1270-050

Air-operated industrial pump for grease R=70:1

Mod. 1270 flanged double effect

For drums 18-30 kg and tanks (shank length 500 mm)

Polyurethane seals

For high viscosity grease and oil

Art. 011-1270-074

Air-operated industrial pump for grease R=70:1

Mod. 1270 flanged double effect

For drums of 50-60 kg (shank length 740 mm)

Polyurethane seals

For high viscosity grease and oil

Art. 011-1270-094

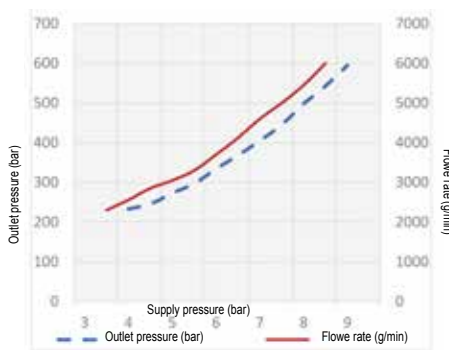
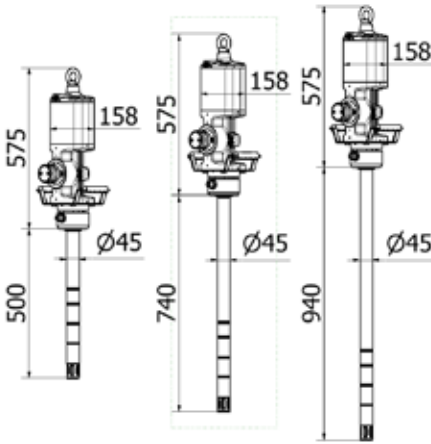
Air-operated industrial pump for grease R=70:1

Mod. 1270 flanged double effect

For drums of 180-220 kg (shank length 940 mm)

Polyurethane seals

For high viscosity grease and oil



(GREASE NLGI 1 20° C)



Art.	Weight (Kg)	Volume (m³)	Quantity (N°)
011-1270-050	22,900	0,110	1
011-1270-074	28,500	0,150	1
011-1270-094	30,200	0,150	1

Technical data		011-1270-050	011-1270-074	011-1270-094
Compression ratio		70:1	70:1	70:1
Max supply pressure	bar	8	8	8
Air consumption 8 bar	m³/min	2,90	2,90	2,90
Air inlet connection	BSP	F 1/2" G	F 1/2" G	F 1/2" G
Grease outlet connection	BSP	F 1/2" G	F 1/2" G	F 1/2" G
Grease delivery capacity 8 bar	g/min	6000	6000	6000
Noise	dB	80	80	80
Shank diameter	mm	45	45	45
Shank length	mm	500	740	940
For drums with capacity of	kg	TANK	50-60	180-220

Suitable for high pressure transfer of high viscosity grease (maximum NLGI 3) over short and long distances. The double effect grants the supply of a constant and continuous flow. They are suitable for central distribution plants with multiple distribution points. The operating pressure of the pumps may vary between a minimum of 3 bar and a maximum of 8 bar. To optimize the efficiency and the life in time of our air operated pumps Meclube recommends to use filtered and lubricated air.

INDUSTRIAL AIR-OPERATED PUMPS FOR GREASE AND VISCOUS MATERIALS Mod. 1575 FLANGED

COMPRESSION RATIO=75:1 DELIVERY= 8000 g/min



Art. 011-1575-060

Air-operated industrial pump for grease R=75:1

Mod. 1575 flanged double-effect

For drums 18-30 kg and tanks (shank length 600 mm)

Polyurethane seals

For high viscosity grease and oils

Art. 011-1575-074

Air-operated industrial pump for grease R=75:1

Mod. 1575 flanged double-effect

For drums 50-60 kg (shank length 740 mm)

Polyurethane seals

For high viscosity grease and oils

Art. 011-1575-086

Air-operated industrial pump for grease R=75:1

Mod. 1575 flanged double-effect

For tanks (shank length 860 mm)

Polyurethane seals

For high viscosity grease and oils

Art. 011-1575-094

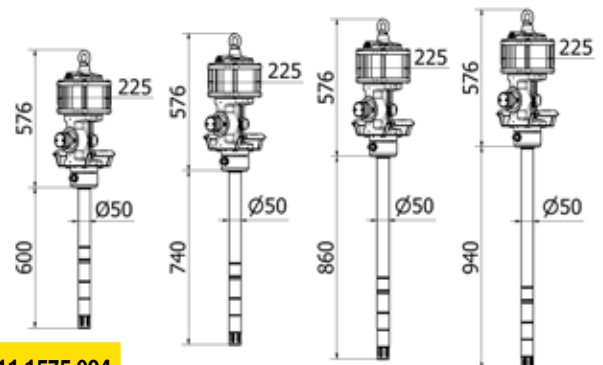
Air-operated industrial pump for grease R=75:1

Mod. 1575 flanged double-effect

For drums 180-220 kg (shank length 940 mm)

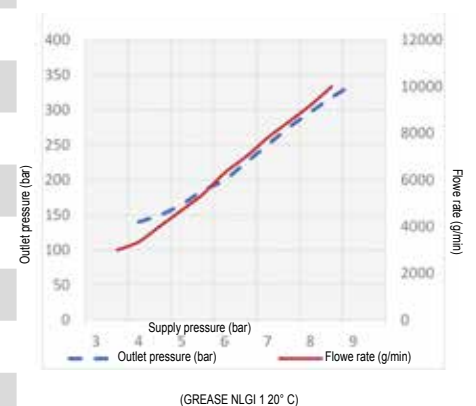
Polyurethane seals

For high viscosity grease and oils



Model	Weight (Kg)	Volume (m³)	Noise (Np)
011-1575-060	28,100	0,110	1
011-1575-074	30,500	0,150	1
011-1575-086	32,100	0,150	1
011-1575-094	33,000	0,150	1

Technical Data		011-1575-060	011-1575-074	011-1575-086	011-1575-094
Compression ratio		75:1	75:1	75:1	75:1
Max supply pressure	bar	8	8	8	8
Air consumption 8 bar	m³/min	2,90	2,90	2,90	2,90
Air inlet connection	BSP	F 1/2"G	F 1/2"G	F 1/2"G	F 1/2"G
Grease outlet connection	BSP	F 1/2"G	F 1/2"G	F 1/2"G	F 1/2"G
Grease delivery capacity 8 bar	g/min	8000	8000	8000	8000
Noise	dB	80	80	80	80
Shank diameter	mm	50	50	50	50
Shank length	mm	600	740	860	940
For drums with capacity of	kg	18-30	50-60	TANK	180-220



Suitable for high pressure transfer of high viscosity grease (maximum NLGI 3) over short and long distances. The double effect grants the supply of a constant and continuous flow. They are suitable for central distribution plants with multiple distribution points. The operating pressure of the pumps may vary between a minimum of 3 bar and a maximum of 8 bar. To optimize the efficiency and the life in time of our air operated pumps Meclube recommends to use filtered and lubricated air.



FRAME-LIFTER PRESS FOR GREASE AND HIGH VISCOSITY FLUIDS PUMPS



Art. 011-0920-P60

Air-operated industrial pump for grease R=20:1
Mod. 920P flanged double-effect
 For frame lifter press (shank length 600 mm)
 Polyurethane seals
 For high viscosity grease and oil

Art. 011-0950-P50

Air-operated industrial pump for grease R=50:1
Mod. 950P flanged double-effect
 For frame lifter press (shank length 500 mm)
 Polyurethane seals
 For high viscosity grease and oil

Art. 011-1240-P60

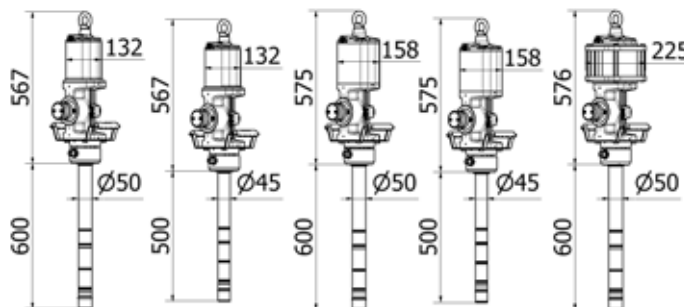
Air-operated industrial pump for grease R=40:1
Mod. 1240P flanged double-effect
 For frame lifter press (shank length 600 mm)
 Polyurethane seals
 For high viscosity grease and oil

Art. 011-1270-P50

Air-operated industrial pump for grease R=70:1
Mod. 1270P flanged double-effect
 For frame lifter press (shank length 500 mm)
 Polyurethane seals
 For high viscosity grease and oil

Art. 011-1575-P60

Air-operated industrial pump for grease R=75:1
Mod. 1575P flanged double-effect
 For frame lifter press (shank length 600 mm)
 Polyurethane seals
 For high viscosity grease and oil



Art. No.	Weight (Kg)	Volume (m³)	Quantity (N°)
011-0920-P60	20,800	0,110	1
011-0950-P50	21,600	0,110	1
011-1240-P60	22,100	0,110	1
011-1270-P50	22,800	0,110	1
011-1575-P60	28,000	0,110	1

Technical data		011-0920-P60	011-0950-P50	011-1240-P60	011-1270-P50	011-1575-P60
Compression ratio		20:1	50:1	40:1	70:1	75:1
Max supply pressure	bar	8	8	8	8	8
Air consumption 8 bar	m³/min	1,75	1,75	2,90	2,90	4,30
Air inlet connection	BSP	F 1/2"G	F 1/2"G	F 1/2"G	F 1/2"G	F 1/2"G
Grease outlet connection	BSP	F 1/2"G	F 1/2"G	F 1/2"G	F 1/2"G	F 1/2"G
Grease delivery capacity 8 bar	g/min	12000	6800	10000	6000	8000
Noise	dB	80	80	80	80	80
Shank diameter	mm	50	45	50	45	50
Shank length	mm	600	500	600	500	600
For drums with capacity of	kg	180-220	180-220	180-220	180-220	180-220

Suitable for high pressure transfer of high viscosity grease (maximum NLGI 3) over short and long distances. The double effect grants the supply of a constant and continuous flow. They are suitable for central distribution plants with multiple distribution points.

KIT FRAME LIFTER-PRESS AND PUMP FOR GREASE AND HIGH VISCOSITY FLUIDS



012-1340-P60

Art. 012-1320-P60

Kit pump frame lifter and press for grease for drums 180-220 kg with pump R=20:1 Delivery 12 kg/min

Composed by:

Art.012-1200-050 Pump frame lifter and press 2 columns + follower plate

Art.011-0920-P60 Industrial air operated pump **R=20:1**

Art.902-0323-015 Rubber hose R6 3/8" length 1,5 m F-F 3/8"

Art.902-0424-015 Rubber hose R6 1/2" length 1,5 m F-F 1/2"

Art. 012-1340-P60

Kit pump frame lifter and press for grease for drums 180-220 kg with pump R=40:1 Delivery 10 kg/min

Composed by:

Art.012-1200-050 Pump frame lifter and press 2 columns + follower plate

Art.011-1240-P60 Industrial air operated pump **R=40:1**

Art.902-0323-015 Rubber hose R6 3/8" 1,5 m length F-F 3/8"

Art.902-0424-015 Rubber hose R6 1/2" 1,5 m length F-F 1/2"

Art. 012-1350-P50

Kit pump frame lifter and press for grease for drums 180-220 kg with pump R=50:1 Delivery 6,8 kg/min

Composed by:

Art.012-1200-045 Pump frame lifter and press 2 columns + follower plate

Art.011-0950-P50 Industrial air operated pump **R=50:1**

Art.902-0323-015 Rubber hose R6 3/8" 1,5 m length F-F 3/8"

Art.902-0424-015 Rubber hose R6 1/2" 1,5 m length F-F 1/2"

Art. 012-1370-P50

Kit pump frame lifter and press for grease for drums 180-220 kg with pump R=70:1 Delivery 6,0 kg/min

Composed by:

Art.012-1200-045 Pump frame lifter and press 2 columns + follower plate

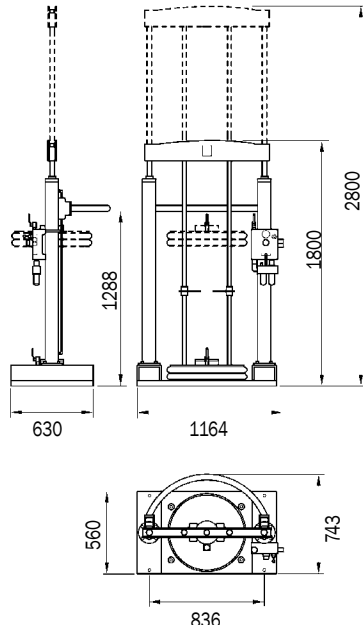

Art.011-1270-P50 Industrial air operated pump **R=70:1**

Art.902-0323-015 Rubber hose R6 3/8" 1,5 m length F-F 3/8"

Art.902-0424-015 Rubber hose R6 1/2" 1,5 m length F-F 1/2"



012-1320-P60	246,600	1,920	1
012-1340-P60	247,900	1,920	1
012-1350-P50	247,400	1,920	1
012-1370-P50	248,600	1,920	1



- | | | | |
|----|---|---|--|
| 1 | Cock for pump air supply | 3 | Pressure regulator with manometer for air supply of the lifter |
| 2 | Off position | 4 | Cock for air supply to lift the follower plate |
| 2A | Up position to lift the pump and follower plate | 5 | Inlet general air supply into filter and lubricator |
| 2B | Down position to activate the press-fluid | | |

FRAME-LIFTER PRESS FOR GREASE AND HIGH VISCOSITY FLUIDS PUMPS



Art. 012-1200-030

Frame lifter-press for drums 180-220 kg

Equipped with follower plate for grease pumps with shank Ø 30 mm

Art. 012-1200-045

Frame lifter-press for drums 180-220 kg

Equipped with follower plate for grease pumps with shank Ø 45 mm

Art. 012-1200-050

Frame lifter-press for drums 180-220 kg

Equipped with follower plate for grease pumps with shank Ø 50 mm

Art. 012-1200-200

Frame lifter-press for drums 180-220 kg

Equipped with follower plate for grease pumps with shank F2" G



012-1200-045

Maximum height	Minimum height	Maximum pressure	Pushing power	For drums	Viscosity
2802 mm	1802 mm	8 bar	4 bar - 450 kg 6 bar - 650 kg 8 bar - 870 kg	180 - 220 kg	200 - 500 ASTM (25 °C)



012-1200-030	228,000	1,920	1
012-1200-045	228,000	1,920	1
012-1200-050	228,000	1,920	1
012-1200-200	228,000	1,920	1

Air operated two columns pumps lifter and press for grease and viscous medias.

With its particular 3 ways control valve it lifts or pulls down the pump and the follower plate, improving the exchanging effort of 180-220kg (400 lbs) drums.

It is particularly advised for the use with high viscosity grease and medias (from 200CPS to 500ASTM).

The follower plate is pushed down by the pressurised pneumatic cylinders, avoiding grease flow interruptions by air pockets in the grease bed.

Moreover, it allows to collect all the grease from the inner walls down to the bottom of the drum, Pump suction is assisted.

Art. 012-1250-030

Aluminium follower plate with rubber double ring Ø 585mm for drums 180-220 kg

with adaptor flange for Ø 30 mm shank (Art.012-1255-030)

Art. 012-1250-045

Aluminium follower plate with rubber double ring Ø 585mm for drums 180-220 kg

with adaptor flange for Ø 45 mm shank (Art.012-1255-045)

Art. 012-1250-050

Aluminium follower plate with rubber double ring Ø 585mm for drums 180-220 kg

with adaptor flange for Ø 50 mm shank (Art.012-1255-050)

Art. 012-1250-200

Aluminium follower plate with rubber double ring Ø 585mm for drums 180-220 kg

with adaptor flange for F 2" G shank (Art.012-1255-200)



012-1250-030	27,000	0,070	1
012-1250-045	27,000	0,070	1
012-1250-050	27,000	0,070	1
012-1250-200	27,000	0,070	1

Aluminium casted follower plate for grease and viscous materials with rubber double ring Ø 585mm for drums 180-220 kg suitable for air-operated grease pumps.

Equipped with ball valve, release valve and flange adaptor.



013-3100-000

Art. 013-3100-000

Industrial pump grease kit for drums 180-220 kg

Composed by:

Art.011-0950-094 Grease industrial pump **R=50:1**

Art.014-1056-045 Lid Ø 600 mm

Art.014-1066-045 Follower plate Ø 590 mm

Art.907-0303-040 2SC 3/8" hose lenght 4,0 m

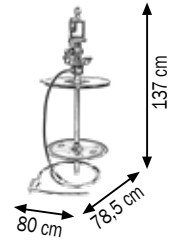
Art.014-1081-013 Gun with flex hose + coupler with triple swivel F3/8"

Art.F96-0210-304 Galvanized steel extension M3/8"G-F1/2"G



013-3100-000 41,600 0,140 2

Ø 550 - 600 mm



013-3130-000

Art. 013-3130-000

Wheeled industrial pump grease kit for drums 180-220 kg

Composed by:

Art.011-0950-094 Grease industrial pump **R=50:1**

Art.030-1405-000 4 wheels trolley

Art.014-1056-045 Lid Ø 600 mm

Art.014-1066-045 Follower plate Ø 590 mm

Art.907-0303-040 2SC 3/8" hose lenght 4,0 m

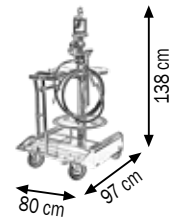
Art.014-1081-013 Gun with flex hose + coupler with triple swivel F3/8"

Art.F96-0210-304 Galvanized steel extension M3/8"G-F1/2"G



013-3130-000 86,800 0,240 2

Ø 550 - 600 mm



013-3135-000

Art. 013-3135-000

Wheeled industrial pump grease kit for drums 180-220 kg with hose reel

Composed by:

Art.011-0950-094 Grease industrial pump **R=50:1**

Art.030-1405-000 4 wheels trolley

Art.014-1056-045 Lid Ø 600 mm

Art.014-1066-045 Follower plate Ø 590 mm

Art.907-0323-015 2SC 3/8" hose lenght 1,5 m

Art.014-1081-013 Gun with flex hose + coupler with triple swivel F3/8"

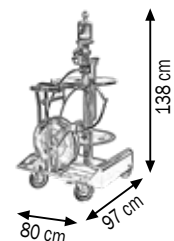
Art.070-1307-315 Hose reel with hose 2SC 3/8" | **15,0 m**

Art.F96-0210-304 Galvanized steel extension M3/8"G-F1/2"G



013-3135-000 110,200 0,300 3

Ø 550 - 600 mm



WALL-FIXED AIR-OPERATED INDUSTRIAL PUMP GREASE KITS FOR DRUMS 180-220 KG



Art. 013-3140-015

Wall-fixed industrial pump grease kit for drums 180-220 kg

Composed by:

Art.011-0950-094 Grease industrial pump **R=50:1**

Art.070-1307-315 Hose reel with hose 2SC 3/8" | 15,0 m

Art.014-1056-045 Lid Ø 600 mm





Art.014-1066-045 Follower plate Ø 590 mm

Art.907-0323-015 2SC 3/8" hose lenght 1,5 m

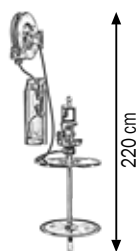
Art.F96-0210-204 Galvanized steel connection M3/8"G-F1/2"G

Art.014-1081-013 Gun with flex hose + coupler with triple swivel F3/8"

Art.024-1785-000 Picking up drops support

			
013-3140-015	71,100	0,225	4

Ø 370 - 420 mm



013-3140-015

Art. 013-3150-015

Wall-fixed industrial pump grease kit for drums 180-220 kg

Composed by:

Art.011-0950-094 Grease industrial pump **R=50:1**

Art.074-4507-315 Closed hose reel with hose 2SC 3/8" | 15,0 m

Art.014-1056-045 Lid Ø 600 mm

Art.014-1066-045 Follower plate Ø 590 mm

Art.907-0323-015 2SC 3/8" hose lenght 1,5 m

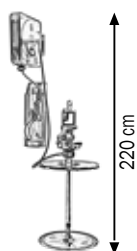
Art.F96-0210-204 Galvanized steel connection M3/8"G-F1/2"G

Art.014-1081-013 Gun with flex hose + coupler with triple swivel F3/8"

Art.025-1785-000 Picking up drops support

			
013-3150-015	77,700	0,225	4

Ø 550 - 600 mm



013-3150-015



LIDS FOR INDUSTRIAL PUMPS WITH SHANK Ø 45 mm

Article	Ø Lid	For drums	outside Ø
014-1053-045	395 mm	30-50 Kg	340-395 mm
014-1054-045	420 mm	50-60 Kg	370-420 mm
014-1056-045	600 mm	180-220 Kg	550-600 mm



LIDS FOR INDUSTRIAL PUMPS WITH SHANK Ø 50 mm

Article	Ø Lid	For drums	outside Ø
014-1053-050	395 mm	30-50 Kg	340-395 mm
014-1054-050	420 mm	50-60 Kg	370-420 mm
014-1056-050	600 mm	180-220 Kg	550-600 mm



LIDS FOR INDUSTRIAL PUMPS WITH SLEEVE 2" F

Article	Ø Lid	For drums	outside Ø
014-1053-200	395 mm	30-50 Kg	340-395 mm
014-1054-200	420 mm	50-60 Kg	370-420 mm
014-1056-200	600 mm	180-220 Kg	550-600 mm

Adatto all'applicazione della ghiera fissaggio pompe.

The lids are available in different diameters to fit drums from 50 to 220 kg . A handle provides an easy fit to the drum. It keeps the pump in vertical position in order to assure a perfect working.



FOLLOWER PLATES FOR INDUSTRIAL PUMPS WITH SHANK Ø 45 mm

Article	Ø Follower Plates	For drums	inside Ø
014-1064-045	375 mm	30-50 kg	335-360 mm
014-1065-045	400 mm	50-60 kg	360-400 mm
014-1066-045	590 mm	180-220 kg	540-580 mm



FOLLOWER PLATES FOR INDUSTRIAL PUMPS WITH SHANK Ø 50 mm

Article	Ø Follower Plates	For drums	inside Ø
014-1064-050	375 mm	30-50 kg	335-360 mm
014-1065-050	400 mm	50-60 kg	360-400 mm
014-1066-050	590 mm	180-220 kg	540-580 mm

It is advisable to use always the follower plate, it is very important when the temperature is low and when high viscosity grease is used. Because of the depression created by the pump, the plate is attracted towards the bottom of the drum by atmospheric pressure. It pushes the grease into the pump and avoids air cavities. It also removes the grease remaining on the walls, down to the bottom of the drums.

LIDS FOR INDUSTRIAL PUMPS WITH SHANK Ø 30 mm

They are supplied with 2 tie-rods with handles to fix the drums on vehicles

Article	Ø Lid	For drums	outside Ø
014-1153-030	395 mm	30-50 Kg	340-395 mm
014-1154-030	420 mm	50-60 Kg	370-420 mm
014-1156-030	600 mm	180-220 Kg	550-600 mm



LIDS FOR INDUSTRIAL PUMPS WITH SHANK Ø 45 mm

Article	Ø Lid	For drums	outside Ø
014-1153-045	395 mm	30-50 Kg	340-395 mm
014-1154-045	420 mm	50-60 Kg	370-420 mm
014-1156-045	600 mm	180-220 Kg	550-600 mm



LIDS FOR INDUSTRIAL PUMPS WITH SHANK Ø 50 mm

Article	Ø Lid	For drums	outside Ø
014-1153-050	395 mm	30-50 Kg	340-395 mm
014-1154-050	420 mm	50-60 Kg	370-420 mm
014-1156-050	600 mm	180-220 Kg	550-600 mm



LIDS FOR INDUSTRIAL PUMPS WITH SLEEVE 2" F

Article	Ø Lid	For drums	outside Ø
014-1153-200	395 mm	30-50 Kg	340-395 mm
014-1154-200	420 mm	50-60 Kg	370-420 mm
014-1156-200	600 mm	180-220 Kg	550-600 mm



They are suitable for the application of the threaded ring for the pumps.

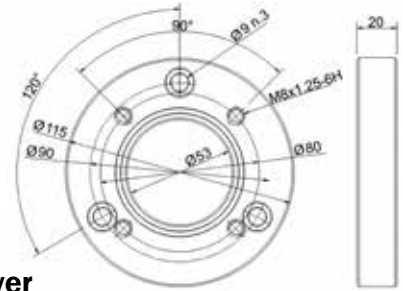
The lids are available in different dimensions for drums from 50 to 220 kg. They are provided complete of 2 tie-rods with thimbles and handles to fix the drums on the loading bed of the vehicles.



Art. K11-3626-115

Flange for industrial grease pumps

To fix the pumps on the tanks with fixing screws and sealing O-R 142



High pressure 2 ways ball valves with lever



Article	Characteristics	Pressure	Burst	Weight
F96-0600-002	F1/4"-F1/4"	500 bar	30 l/min	0,32 kg
F96-0600-003	F3/8"-F3/8"	500 bar	50 l/min	0,48 kg
F96-0600-004	F1/2"-F1/2"	500 bar	80 l/min	0,66 kg
F96-0600-005	F3/4"-F3/4"	400 bar	120 l/min	1,54 kg
F96-0600-006	F1"-F1"	350 bar	160 l/min	1,98 kg

Unidirectional check valves



Article	Characteristics	Pressure	Burst	Weight
F96-0700-002	F1/4"-F1/4"	400 bar	30 l/min	0,10 kg
F96-0700-003	F3/8"-F3/8"	400 bar	50 l/min	0,20 kg
F96-0700-004	F1/2"-F1/2"	350 bar	90 l/min	0,32 kg
F96-0700-005	F3/4"-F3/4"	350 bar	110 l/min	0,50 kg
F96-0700-006	F1"-F1"	350 bar	160 l/min	0,70 kg

Flexible rubber hoses of connection



Article	Characteristics	Pressure	Burst	Weight
907-0122-015	2SC 1/4" F - F	W.P.400 bar	1600 bar	1,5 m
907-0122-020	2SC 1/4" F - F	W.P.400 bar	1600 bar	2,0 m
907-0102-030	2SC 1/4" M - F	W.P.400 bar	1600 bar	3,0 m
907-0102-040	2SC 1/4" M - F	W.P.400 bar	1600 bar	4,0 m
907-0102-050	2SC 1/4" M - F	W.P.400 bar	1600 bar	5,0 m
907-0102-060	2SC 1/4" M - F	W.P.400 bar	1600 bar	6,0 m
907-0102-075	2SC 1/4" M - F	W.P.400 bar	1600 bar	7,5 m
907-0102-080	2SC 1/4" M - F	W.P.400 bar	1600 bar	8,0 m
907-0102-100	2SC 1/4" M - F	W.P.400 bar	1600 bar	10,0 m
907-0102-150	2SC 1/4" M - F	W.P.400 bar	1600 bar	15,0 m
907-0323-015	2SC 3/8" F - F	W.P.330 bar	1320 bar	1,5 m
907-0323-020	2SC 3/8" F - F	W.P.330 bar	1320 bar	2,0 m
907-0303-030	2SC 3/8" M - F	W.P.330 bar	1320 bar	3,0 m
907-0303-040	2SC 3/8" M - F	W.P.330 bar	1320 bar	4,0 m
907-0303-050	2SC 3/8" M - F	W.P.330 bar	1320 bar	5,0 m
907-0303-100	2SC 3/8" M - F	W.P.330 bar	1320 bar	10,0 m
907-0303-150	2SC 3/8" M - F	W.P.330 bar	1320 bar	15,0 m
907-0424-015	2SC 1/2" F - F	W.P.275 bar	1100 bar	1,5 m
907-0424-020	2SC 1/2" F - F	W.P.275 bar	1100 bar	2,0 m
907-0404-030	2SC 1/2" M - F	W.P.275 bar	1100 bar	3,0 m
907-0404-040	2SC 1/2" M - F	W.P.275 bar	1100 bar	4,0 m
907-0404-050	2SC 1/2" M - F	W.P.275 bar	1100 bar	5,0 m
907-0404-100	2SC 1/2" M - F	W.P.275 bar	1100 bar	10,0 m
907-0404-150	2SC 1/2" M - F	W.P.275 bar	1100 bar	15,0 m

Pressure regulators with pressure gauge

Article	Thread	Regulation	Flow rate
014-1045-000	F-F 1/4"	0÷8 bar	2050 NI/min
014-1045-B00	F-F 1/2"	0÷8 bar	3200 NI/min
014-1045-C00	F-F 3/4"	0÷8 bar	6200 NI/min
014-1045-D00	F-F 1"	0÷8 bar	6200 NI/min



Pressure regulators with filter and pressure gauge

Article	Thread	Regulation	Flow rate	Filtrazione
014-1046-000	F-F 1/4"	0÷8 bar	1650 NI/min	20 µ
014-1046-B00	F-F 1/2"	0÷8 bar	3000 NI/min	20 µ
014-1046-C00	F-F 3/4"	0÷8 bar	4500 NI/min	20 µ
014-1046-D00	F-F 1"	0÷8 bar	4500 NI/min	20 µ



Air lubricator

Article	Thread	Regulation	Flow rate
014-1047-000	F-F 1/4"	-	2600 NI/min
014-1047-B00	F-F 1/2"	-	5600 NI/min
014-1047-C00	F-F 3/4"	-	8200 NI/min
014-1047-D00	F-F 1"	-	8200 NI/min



Pressure regulators with lubricating filter and pressure gauge

Article	Thread	Regulation	Flow rate	Filtration
014-1048-000	F-F 1/4"	0÷8 bar	1100 NI/min	20 µ
014-1048-B00	F-F 1/2"	0÷8 bar	2500 NI/min	20 µ
014-1048-C00	F-F 3/4"	0÷8 bar	4300 NI/min	20 µ
014-1048-D00	F-F 1"	0÷8 bar	4300 NI/min	20 µ



To optimise the performance and the long life of the pneumatic equipment, we suggest to use air without condensation, lubricated and at an adequate pressure.

Quick conn. "Multiconnection"

Article	Connection
R12-1001-002	Male 1/4"
R12-1001-003	Male 3/8"
R12-1001-004	Male 1/2"
R12-1102-002	Female 1/4"
R12-1102-003	Female 3/8"
R12-1102-004	Female 1/2"



Connection European profile

Article	Connection
R12-0001-002	Male 1/4"
R12-0001-003	Male 3/8"
R12-0001-004	Male 1/2"
R12-0100-002	Female 1/4"
R12-0100-003	Female 3/8"
R12-0100-004	Female 1/2"



Male rubber-holder with O-Ring

Article	Connection
R18-0801-062	Male 1/4" Ø 6
R18-0801-082	Male 1/4" Ø 8
R18-0801-102	Male 1/4" Ø 10
R18-0801-122	Male 1/4" Ø 12



Female rubber-holder

Article	Connection
R18-0802-062	Female 1/4" Ø 6
R18-0802-082	Female 1/4" Ø 8
R18-0802-102	Female 1/4" Ø 10



Male quick coupler + O-Ring

Article	Connection
R20-0001-052	Male 1/4" Ø 5
R20-0001-062	Male 1/4" Ø 6
R20-0001-082	Male 1/4" Ø 8
R20-0001-102	Male 1/4" Ø 10



Conic nipple

Article	Connection
R18-0300-202	1/4"M-1/4"F
R18-0300-303	3/8"M-3/8"M
R18-0300-404	1/2"M-1/2"M



Reduced conic nipple

Article	Connection
R18-0301-302	3/8"M-1/4"M
R18-0301-402	1/2"M-1/4"M
R18-0301-403	1/2"M-3/8"M



Orientable cil. nipple with O-Ring

Article	Connection
R18-0304-202	1/4"M-1/4"F
R18-0304-303	3/8"M-3/8"F



Conic reduction

Article	Connection
R18-0500-202	1/4"M-1/4"F
R18-0500-203	1/4"M-3/8"F
R18-0500-204	1/4"M-1/2"F
R18-0500-303	3/8"M-3/8"F
R18-0500-304	3/8"M-1/2"F
R18-0500-404	1/2"M-1/2"F



Cylindrical cap reduction

Article	Connection
R18-0502-201	1/4"M-1/8"F
R18-0502-302	3/8"M-1/4"F
R18-0502-403	1/2"M-3/8"F
R18-0502-504	3/4"M-1/2"F



Male plug with hexag. and O-Ring

Article	Connection
R18-4000-002	1/4"M
R18-4000-003	3/8"M
R18-4000-004	1/2"M



L connection M-F

Article	Connection
R18-1200-002	1/4"M-1/4"F
R18-1200-003	3/8"M-3/8"F
R18-1200-004	1/2"M-1/2"F
R18-1200-005	3/4"M-3/4"F



Y connection 90° centre male

Article	Connection
R18-1300-002	1/4"M
R18-1300-003	3/8"M







015-3100-000

Art. 015-3100-000

Side lever grease gun Mod. Lube-Mec

Cartridge screw loading

Equipped with:

Flexible hose 300 mm with 4-jaws coupler

Suitable for screw cartridge Lube-Mec Ø 52 mm 400 g



015-3132-000

Art. 015-3132-000

Manual grease gun Mod. Lube-Mec

Cartridge screw loading

Equipped with:

Flexible hose 300 mm with 4-jaws coupler

Suitable for screw cartridge Lube-Mec Ø 52 mm 400 g

Technical data		015-3100-000	015-3132-000
Working pressure	bar	400	345
Maximum pressure	bar	690	635
Grease flow rate for stroke	cm ³	0,9	0,5
Screw grease cartridge	g	400	400
Body diameter	mm	60	60
Length	mm	290	275
Grease outlet connection	mm	10x1	10x1



015-3140-006

Art. 015-3140-006

Adaptors for Mod. Lube-Mec for the filling of screw cartridges

The Lube-Mec system works with a special void technology that ensures the complete use of the grease of the cartridge and it eliminates problems of supply continuity in comparison with the guns with traditional systems. Since you don't have to unscrew the hose of the head of the greaser, the cartridge recharge is quicker. When replacing the cartridges there are no air cavities.

This technology ensures the usage of all the grease of the cartridge.

With this system there is a very small percentage of wearing parts, so the grease guns have a long life.

Art. 015-3102-000

Side lever grease gun cm³ 500 Mod. Standard

Manual and cartridge loading, automatic grease progression

Equipped with:

Flexible hose 300 mm with 4-jaws coupler

Filling valve Ø 9 mm

Suitable for cartridge Ø 52 mm 400 g



015-3102-000

Art. 015-3104-000

Side lever grease gun cm³ 750 Mod. Standard

Manual and cartridge loading, automatic grease progression

Equipped with:

Flexible hose 300 mm with 4-jaws coupler

Filling valve Ø 9 mm

Suitable for cartridge Ø 52 mm 600 g



015-3104-000

Art. 015-3105-000

Side lever grease gun cm³ 1000 Mod. Standard

Manual and cartridge loading, automatic grease progression

Equipped with:

Flexible hose 300 mm with 4-jaws coupler

Filling valve Ø 9 mm

Suitable for cartridge Ø 56 mm 600 g



015-3105-000

Technical data		015-3102-000	015-3104-000	015-3105-000
Working pressure	bar	400	400	400
Maximum pressure	bar	680	680	680
Grease flow rate for stroke	cm ³	0,8	0,8	0,8
Screw grease cartridge	g	400	600	600
Body diameter	mm	57	57	59
Length	mm	380	480	480
Grease outlet connection	mm	10x1	10x1	10x1





015-3112-000

Art. 015-3112-000

Side lever grease gun cm³ 500 Mod. Profi

Manual and cartridge loading, automatic grease progression

Equipped with:

Flexible hose 300 mm with 4-jaws coupler

Air discharge coupler

Filling valve Ø 9 mm

Suitable for cartridge Ø 52 mm 400 g



015-3118-000

Art. 015-3118-000

Side lever grease gun cm³ 750 Mod. Profi

Manual and cartridge loading, automatic grease progression

Equipped with:

Flexible hose 300 mm with 4-jaws coupler

Air discharge coupler

Filling valve Ø 9 mm

Suitable for cartridge Ø 52 mm 600 g



Technical data		015-3112-000	015-3118-000
Working pressure	bar	690	690
Maximum pressure	bar	800	800
Grease flow rate for stroke	cm ³	1,0	1,0
Screw grease cartridge	g	400	600
Body diameter	mm	57	57
Lenght	mm	370	480
Grease outlet connection	mm	10x1	10x1

Art. 015-3152-000

Manual grease gun cm³ 500 Mod. Mec

Manual and cartridge loading, automatic grease progression

Equipped with:

Flexible hose 300 mm with 4-jaws coupler

Filling valve Ø 9 mm

Suitable for cartridge Ø 52 mm 400 g



015-3152-000

Art. 015-3162-000

Manual grease gun cm³ 500 Mod. Premium

Manual and cartridge loading, automatic grease progression

Equipped with:

Flexible hose 300 mm with 4-jaws coupler

Filling valve Ø 9 mm

Suitable for cartridge Ø 52 mm 400 g



015-3162-000

Technical data		015-3152-000	015-3162-000
Working pressure	bar	345	500
Maximum pressure	bar	635	690
Grease flow rate for stroke	cm ³	0,5	0,7
Screw grease cartridge	g	400	400
Body diameter	mm	57	57
Lenght	mm	350	350
Grease outlet connection	mm	10x1	10x1

GREASE CARTRIDGES

Art. 017-3200-400

Litium grease cartridge NLGI 2

Ø 52 mm 400 g (Package of 24 pieces)



017-3200-400

Art. 017-3210-600

Litium grease cartridge NLGI 2

Ø 52 mm 600 g (Package of 15 pieces)



017-3210-600

Art. 017-3215-600

Litium grease cartridge NLGI 2

Ø 56 mm 600 g (Package of 15 pieces)



017-3215-600

Art. 017-3250-400

Litium grease screw cartridge NLGI 2 for Mod. Lube-Mec

Ø 55 mm 400 g (Package of 24 pieces)



017-3250-400

BATTERY-OPERATED GREASE-GUN 18V PUSH TYPE GREASE GUNS

Battery-operated grease-gun 18V Li-Ion, suitable for 400 g cartridges Ø 52 mm according to DIN 1284 incl. Li-Ion battery 18V - 1500 mAh. LCD battery level display and LED overload indicator. Multi purpose wide range input charger (12 -240 V/ 50-60 Hz), overload protected (charging time approx. 100% in 40 min. / 80% in 20 min.) Carry-along case with space for spare battery and spare cartridge.

Battery-operated grease-gun 18V Li-Ion

Article	Capacity	Max delivery	Battery	Charging time
015-3172-000	500 g	115 g/min	18V Li-Ion	40 min

Equipped with:

Plastic carry-along case

Battery operated grease-gun 18V Li-Ion

750 mm flexible hose with 4-jaws coupler

Art. 015-3175-000 Multi purpose wide range input charger (12-240 V/ 50-60 Hz)

Art. 015-3176-000 Li-Ion battery 18V - 1500 mAh

It is suitable for 400 g cartridges Ø 52 mm



015-3172-000	6,130	0,010	1
--------------	-------	-------	---



015-3172-000

015-3175-000

015-3176-000

Steel push type grease gun with Zerck coupler

Article	Capacity	Diameter	Length	Max pressure
015-3305-050	50 g	30 mm	160 mm	100 bar
015-3310-200	200 g	45 mm	220 mm	100 bar



015-3305-050

Push type gun for high pressure grease, telescopic hose with Zerck coupler for spherical head and Lub for concave head

Article	Capacity	Diameter	Length	Max pressure
015-3320-080	80 g	37 mm	150<220 mm	200 bar
015-3320-150	150 g	37 mm	220<350 mm	200 bar
015-3320-300	300 g	47 mm	260<430 mm	200 bar



015-3320-150

Push type grease gun for the filling of centralized lubrication systems of trucks, agricultural and construction machinery

Article	Capacity	Diameter	Length	Max pressure
015-3350-050	500 g	57 mm	280 mm	200 bar



015-3350-000

Manual and cartridge loading Ø 52 mm 400 g

Rubber flexible hoses (DIN. 1283)

Article	Diameter	Thread	Max. pressure	Length
017-3253-000	4x10 mm	10x1 mm	1000 bar	300 mm
017-3254-000	4x10 mm	10x1 mm	1000 bar	400 mm
017-3255-000	4x10 mm	10x1 mm	1000 bar	500 mm
017-3257-000	4x10 mm	10x1 mm	1000 bar	750 mm
017-3260-000	4x10 mm	10x1 mm	1000 bar	1000 mm

Art. 014-1086-000
Rigid pipe length 200 mm
Thread M 10x1 mm



014-1086-000

Art. 017-1156-000
Rigid pipe 200 mm with 4-jaws coupler (Art. 017-1157-000)
Thread M 10x1 mm



017-1156-000

Art. 017-1155-000
Ball brass spigot
Thread M-F 10x1 mm



017-1155-000

Art. 017-1157-000
4-jaws coupler for grease
Thread M 10x1 mm



017-1157-000

Art. 017-3330-000
Grease Zerck coupler for spherical head Ø 12x12
Thread M 10x1 mm



017-3330-000

Art. 017-3332-000
Grease Lub coupler for concave head Ø 12x19
Thread M 10x1 mm



017-3332-000

Art. 017-3354-020
Adaptors for push type grease gun (Art. 015-3350-000)
With protection cap M 20x1,5



017-3354-020

Art. 017-3354-022
Adaptors for push type grease gun (Art. 015-3350-000)
With protection cap M 22x1,5



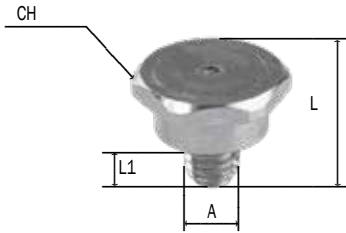
017-3354-022

Art. 017-3354-026
Adaptors for push type grease gun (Art. 015-3350-000)
With protection cap M 26x1,5



017-3354-026

Button head grease nipples, hexagonal 15mm, ball check




Article	Thread	Dim. L	Dim. L1	Dim. CH	Pieces
015-2902-050	6x1	13	7	15	50
015-2904-050	8x1	13	7	15	50
015-2905-050	8x1,25	13	7	15	50
015-2907-050	10x1	13	7	15	50
015-2909-050	10x1,5	13	7	15	50
015-2915-050	1/8" G	13	7	15	50
015-2916-050	1/4" G	13	7	15	50

Button head grease nipples, double hexagon 15 mm, ball check

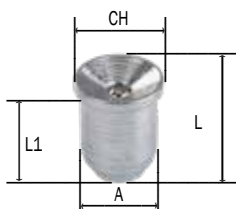


Article	Thread	Dim. L	Dim. L1	Dim. CH	Pieces
015-2918-050	6x1	18	7	15	50
015-2919-050	8x1	18	7	15	50
015-2920-050	8x1,25	18	7	15	50
015-2921-050	10x1	18	7	15	50
015-2923-050	10x1,5	18	7	15	50
015-2925-050	12x1,5	18	7	15	50
015-2926-050	12x1,75	18	7	15	50
015-2930-050	1/8" G	18	7	15	50
015-2931-050	1/4" G	18	7	15	50

Button-circle head grease nipples Ø 22 mm, valve check



Article	Thread	Dim. L	Dim. L1	Dim. CH	Pieces
015-2940-020	16x1,5 Fiat	32	14	22	20
015-2941-020	1/4" G	32	12	22	20
015-2943-020	3/8" G	32	14	22	20
015-2945-020	3/8" NPT <small>Caterpillar</small>	43	14	22	20



Concave head grease nipples, straight, smooth stem

Article	Thread	Dim. L	Dim. L1	Dim. CH	Pieces
015-2964-100	6	8	7	7	100
015-2965-100	8	9,5	8	9	100
015-2966-100	10	9,5	7,5	11	100

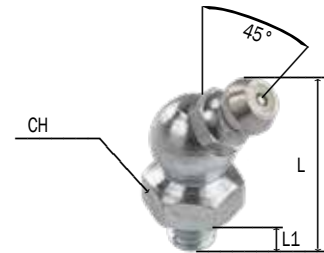
Straight hydraulic grease fittings with spherical head

Article	Thread	Dim. L	Dim. L1	Dim. CH	Pieces
015-3010-100	6x1	13,5	5	7	100
015-3012-100	6x1	30	6	7	100
015-3014-100	8x1	18	6	11	100
015-3015-100	8x1,25	18	6	11	100
015-3018-100	10x1	18	7	11	100
015-3019-100	10x1,25	18	7	11	100
015-3020-100	10x1,5	18	7	11	100
015-3025-100	1/8" G	18	7	11	100
015-3026-100	1/4" G	18	7	14	100



45° angled hydraulic grease fittings with spherical head

Article	Thread	Dim. L	Dim. L1	Dim. CH	Pieces
015-3032-100	6x1	25,5	6,5	11	100
015-3035-100	8x1	25,5	6,5	11	100
015-3036-100	8x1,25	25,5	6,5	11	100
015-3038-100	10x1	25,5	6,5	11	100
015-3039-100	10x1,25	25,5	6,5	11	100
015-3040-100	10x1,5	25,5	6,5	11	100
015-3044-100	1/8" G	25,5	6,5	11	100
015-3045-050	1/4" G	25,5	6,5	14	50



90° angled hydraulic grease fittings with spherical head

Article	Thread	Dim. L	Dim. L1	Dim. CH	Pieces
015-3051-100	6x1	25,5	6,5	11	100
015-3055-100	8x1	25,5	6,5	11	100
015-3056-100	8x1,25	25,5	6,5	11	100
015-3058-100	10x1	25,5	6,5	11	100
015-3059-100	10x1,25	25,5	6,5	11	100
015-3060-100	10x1,5	25,5	6,5	11	100
015-3064-100	1/8" G	25,5	6,5	11	100
015-3065-050	1/4" G	25,5	6,5	14	50



Art. 015-3089-100

Plastic protection plug for hydraulic grease fittings

Package of 100 pieces.



Art. 015-3090-070

Set of grease fittings 70 pcs.

Composed by:

Art. 015-3010-000	6x1 straight	10 pz.
Art. 015-3014-000	8x1 straight	10 pz.
Art. 015-3018-000	10x1 straight	10 pz.
Art. 015-3025-000	1/8 G straight	10 pz.
Art. 015-3032-000	6x1 45°	5 pz.
Art. 015-3035-000	8x1 45°	5 pz.
Art. 015-3038-000	10x1 45°	5 pz.
Art. 015-3051-000	6x1 90°	5 pz.
Art. 015-3055-000	8x1 90°	5 pz.
Art. 015-3058-000	10x1 90°	5 pz.

Art. 015-3090-140

Set of grease fittings 140 pcs.

Composed by:

Art. 015-3010-000	6x1 straight	25 pz.
Art. 015-3014-000	8x1 straight	25 pz.
Art. 015-3018-000	10x1 straight	15 pz.
Art. 015-3025-000	1/8" G straight	15 pz.
Art. 015-3032-000	6x1 45°	10 pz.
Art. 015-3035-000	8x1 45°	10 pz.
Art. 015-3038-000	10x1 45°	5 pz.
Art. 015-3044-000	1/8" 45°	5 pz.
Art. 015-3051-000	6x1 90°	10 pz.
Art. 015-3055-000	8x1 90°	10 pz.
Art. 015-3058-000	10x1 90°	5 pz.
Art. 015-3064-000	1/8" G 90°	5 pz.



015-3090-070



015-3090-140



016-1141-000

Art. 016-1141-000

Manual grease pump 16 kg

Outlet grease pressure 400 bar, 60 g delivery each 10 cycles of the lever

Composed by:



Wheeled tank 16 kg

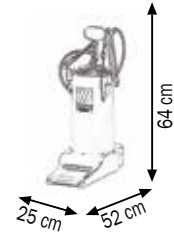
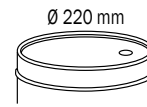
Art.014-1059-030 Follower plate Ø 220 mm with spring

Art.906-0142-020 1SC 1/4" hose F 1/4" - F 10X1 2.0 m length

Art.017-1155-000 Cock M-F 10x1 mm

Art.017-1156-000 200 mm rigid pipe and 4-jaws coupling

			
016-1141-000	12,850	0,090	1



016-1142-000

Art. 016-1142-000

Wheeled manual grease pump 16 kg

Outlet grease pressure 400 bar, 60 g delivery each 10 cycles of the lever

Composed by:

Wheeled tank 16 kg

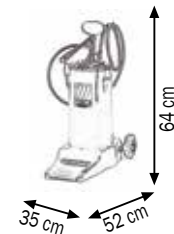
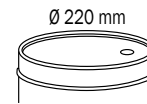
Art.014-1059-030 Follower plate Ø 220 mm with spring

Art.906-0142-020 1SC 1/4" hose F 1/4" - F 10X1 2.0 m length

Art.017-1155-000 Cock M-F 10x1 mm

Art.017-1156-000 200 mm rigid pipe and 4-jaws coupling

			
016-1142-000	14,300	0,090	1



016-1144-000

Art. 016-1144-000

Wheeled manual grease pedal pump 16 kg

Outlet grease pressure 400 bar, 40 g delivery each 10 cycles of the lever

Composed by:





Wheeled tank 16 kg

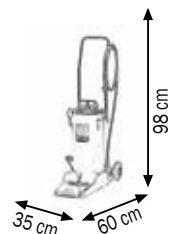
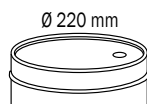
Art.014-1059-012 Follower plate Ø 220 mm with spring

Art.906-0142-020 1SC 1/4" hose F 1/4" - F 10X1 2.0 m length

Art.017-1155-000 Cock M-F 10x1 mm

Art.017-1156-000 200 mm rigid pipe and 4-jaws coupling

			
016-1144-000	16,600	0,090	1



Art. 016-1145-015

Manual grease pump for drums of 15 kg

Outlet grease pressure 400 bar, 60 g delivery each 10 cycles of the lever

Composed by:

Art.016-1158-000 Manual grease pump

Art.014-1050-030 Ø 280 mm drum lid

Art.014-1060-030 Follower plate Ø 265mm with spring

Art.906-0142-020 1SC 1/4" hose F 1/4" - F 10X1 2.0 m length

Art.017-1155-000 Cock M-F 10x1mm

Art.017-1156-000 200 mm rigid pipe and 4-jaws coupling



016-1145-015

Art. 016-1145-C15

Wheeled manual grease pump for drums of 15 kg

Outlet grease pressure 400 bar, 60 g delivery each 10 cycles of the lever

Composed by:

Art.016-1158-000 Manual grease pump

Art.030-1392-000 2 wheels trolley

Art.014-1050-030 Ø 280 mm drum lid

Art.014-1060-030 Follower plate Ø 265mm with spring

Art.906-0142-020 1SC 1/4" hose F 1/4" - F 10X1 2.0 m length

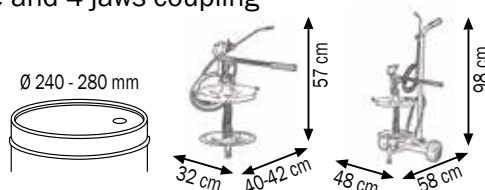
Art.017-1155-000 Cock M-F 10x1mm

Art.017-1156-000 200 mm rigid pipe and 4-jaws coupling



016-1145-C15

016-1145-015	6,100	0,023	1	
016-1145-C15	11,250	0,056	1	



Art. 016-1150-020

Manual grease pump for drums of 18-30 Kg

Outlet grease pressure 400 bar, 60 g delivery each 10 cycles of the lever

Composed by:

Art.016-1158-000 Manual grease pump

Art.014-1051-030 Ø 320 mm drum lid

Art.014-1062-030 Follower plate Ø 310mm with spring

Art.906-0142-020 1SC 1/4" hose F 1/4" - F 10X1 2.0 m length

Art.017-1155-000 Cock M-F 10x1mm

Art.017-1156-000 200 mm rigid pipe and 4-jaws coupling



016-1150-020

Art. 016-1150-C20

Wheeled manual grease pump for drums of 18-30 kg

Outlet grease pressure 400 bar, 60 g delivery each 10 cycles of the lever

Composed by:

Art.016-1158-000 Manual grease pump

Art.030-1392-000 2 wheels trolley

Art.014-1051-030 Ø 320 mm drum lid

Art.014-1062-030 Follower plate Ø 310mm with spring

Art.906-0142-020 1SC 1/4" hose F 1/4" - F 10X1 2.0 m length

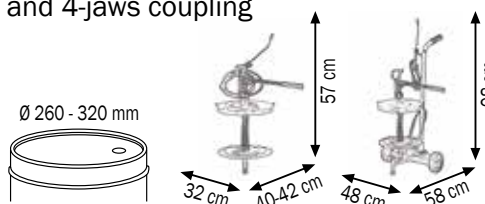
Art.017-1155-000 Cock M-F 10x1mm

Art.017-1156-000 200 mm rigid pipe and 4-jaws coupling



016-1150-C20

016-1150-020	6,550	0,023	1	
016-1150-C20	17,750	0,056	1	





016-1150-050

Art. 016-1150-050

Manual grease pump for drums of 50-60 kg.

Outlet grease pressure 400 bar, 60 g delivery each 10 cycles of the lever

Composed by:

Art.016-1158-A00 Manual grease pump

Art.014-1054-030 Ø 420 mm drum lid

Art.014-1065-030 Follower plate Ø 400mm with spring

Art.906-0142-020 1SC 1/4" hose F 1/4" - F 10X1 2.0 m length

Art.017-1155-000 Cock M-F 10x1mm

Art.017-1156-000 200 mm rigid pipe and 4-jaws coupling



016-1150-C50

Art. 016-1150-C50

Wheeled manual grease pump for drums of 50-60 kg

Outlet grease pressure 400 bar, 60 g delivery each 10 cycles of the lever

Composed by:

Art.016-1158-A00 Manual grease pump

Art.030-1395-000 4 wheels trolley

Art.014-1054-030 Ø 420 mm drum lid

Art.014-1065-030 Follower plate Ø 400mm with spring

Art.906-0142-020 1SC 1/4" hose F 1/4" - F 10X1 2.0 m length

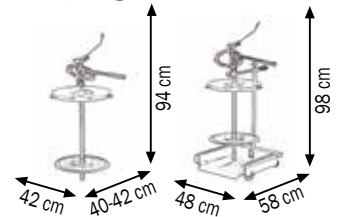
Art.017-1155-000 Cock M-F 10x1mm

Art.017-1156-000 200 mm rigid pipe and 4-jaws coupling



016-1150-050	10,800	0,056	1
016-1150-C50	22,800	0,056	1

Ø 370 - 420 mm



ACCESSORIES FOR MANUAL GREASE PUMPS



017-1160-000

Art. 017-1160-000

Adaptor coupler for filling valves Ø 14,7 and 9 mm

For manual grease pumps filling



017-1161-000

Art. 017-1161-000

90° Rigid connection with adaptor Ø 14,7 and 9 mm

For manual grease pumps filling



906-0142-020

Art. 906-0142-020

1SC 1/4" hose F 1/4" - F 10X1

2.0 m length



902-0414-020

Art. 906-0142-030

1SC 1/4" hose F 1/4" - F 10X1

3.0 m length

Art. 902-0414-020

R6 1/2" hose - M 1/2" - M 1/4"

2.0 m length

Art. 016-1151-020

Manual transfer grease pump for drums of 18-30 kg
Suitable for filling manual grease pumps, 400 g delivery each 10 cycles of the lever

Composed by:

- Art.016-1160-020 Manual transfer pump
- Art.014-1051-030 Ø 320 mm drum lid
- Art.014-1062-030 Follower plate Ø 310mm with spring
- Art.017-1161-000 Rigid connection 90° with adaptor Ø 9 mm



016-1151-020

Art. 016-1151-C20

Wheeled manual transfer grease pump for drums of 18-30 kg
Suitable for filling manual grease pumps, 400 g delivery each 10 cycles of the lever

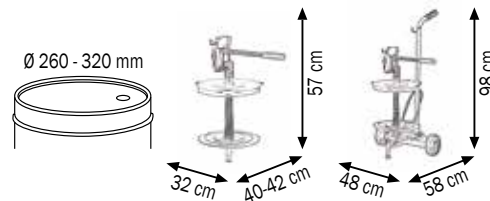
Composed by:

- Art.016-1160-020 Manual transfer pump
- Art.030-1392-000 2 wheels trolley
- Art.014-1051-030 Ø 320 mm drum lid
- Art.014-1062-030 Follower plate Ø 310mm with spring
- Art.017-1161-000 Rigid connection 90° with adaptor Ø 9 mm



016-1151-C20

016-1151-020	6,350	0,023	1	
016-1151-C20	11,500	0,056	1	



Art. 016-1151-050

Manual transfer grease pump for drums of 50-60 kg
Suitable for filling manual grease pumps, 400 g delivery each 10 cycles of the lever

Composed by:

- Art.016-1160-050 Manual transfer pump
- Art.014-1054-030 Ø 420 mm drum lid
- Art.014-1065-030 Follower plate Ø 400mm with spring
- Art.017-1161-000 Rigid connection 90° with adaptor Ø 9 mm



016-1151-050

Art. 016-1151-C50

Wheeled manual transfer grease pump for drums of 50-60 kg
Suitable for filling manual grease pumps, 400 g delivery each 10 cycles of the lever

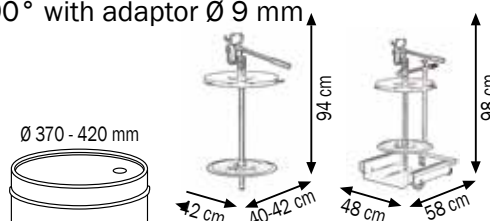
Composed by:

- Art.016-1160-050 Manual transfer pump
- Art.030-1395-000 4 wheels trolley
- Art.014-1054-030 Ø 420 mm drum lid
- Art.014-1065-030 Follower plate Ø 400mm with spring
- Art.017-1161-000 Rigid connection 90° with adaptor Ø 9 mm



016-1151-C50

016-1151-050	10,700	0,790	1	
016-1151-C50	21,800	0,790	1	





016-1152-020



Art. 016-1152-020

Manual transfer grease pump for drums of 18-30 kg

Suitable for filling plants, 400 g delivery each 10 cycles of the lever

Composed by:

Art.016-1160-020 Manual transfer pump

Art.014-1051-030 Ø 320 mm drum lid

Art.014-1062-030 Follower plate Ø 310mm with spring

Art.902-0414-020 R6 1/2" hose 2,0 m length
with level valve rigid end 30°

Art.F96-0500-002 Quick disconnect coupling F 1/4"

Art.F96-0502-002 Quick disconnect coupling M 1/4"

Art. 016-1152-C20

Wheeled manual transfer grease pump for drums of 18-30 kg

Suitable for filling plants, 400 g delivery each 10 cycles of the lever

Composed by:

Art.016-1160-020 Manual transfer pump

Art.030-1392-000 2 wheels trolley

Art.014-1051-030 Ø 320 mm drum lid

Art.014-1062-030 Follower plate Ø 310mm with spring

Art.902-0414-020 R6 1/2" hose 2,0 m length
with level valve rigid end 30°

Art.F96-0500-002 Quick disconnect coupling F 1/4"

Art.F96-0502-002 Quick disconnect coupling M 1/4"

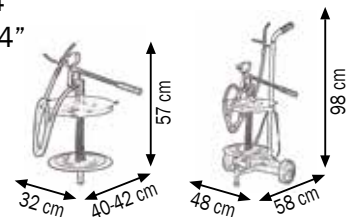


016-1152-C20



Ø 260 - 320 mm

016-1152-020	7,400	0,023	1
016-1152-C20	12,500	0,056	1



016-1152-050



Art. 016-1152-050

Manual transfer grease pump for drums of 50-60 kg

Suitable for filling plants, 400 g delivery each 10 cycles of the lever

Composed by:

Art.016-1160-050 Manual transfer pump

Art.014-1054-030 Ø 420 mm drum lid

Art.014-1065-030 Follower plate Ø 400mm with spring

Art.902-0414-020 R6 1/2" hose 2,0 m length
with level valve rigid end 30°

Art.F96-0500-002 Quick disconnect coupling F 1/4"

Art.F96-0502-002 Quick disconnect coupling M 1/4"

Art. 016-1152-C50

Wheeled manual transfer grease pump for drums of 50-60 kg

Suitable for filling plants, 400 g delivery each 10 cycles of the lever

Composed by:

Art.016-1160-050 Manual transfer pump

Art.030-1395-000 4 wheels trolley

Art.014-1054-030 Ø 420 mm drum lid

Art.014-1065-030 Follower plate Ø 400mm with spring

Art.902-0414-020 R6 1/2" hose 2,0 m length
with level valve rigid end 30°

Art.F96-0500-002 Quick disconnect coupling F 1/4"

Art.F96-0502-002 Quick disconnect coupling M 1/4"



016-1152-C50



Ø 370 - 420 mm

016-1152-050	11,700	0,790	1
016-1152-C50	22,800	0,790	1

